

Project		Catalog #		Type	
Prepared by		Notes		Date	



Invue

ABB Arbor Bollard

Pathway Luminaire

Product Features



Interactive Menu

- Order Information [page 2](#)
- Product Specifications [page 2](#)
- Optical Distributions [page 3](#)

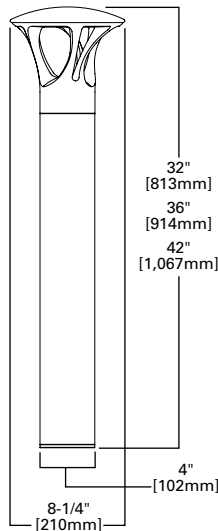
Product Certifications



Quick Facts

- Complimentary to Arbor post top
- Two piece cast aluminum housing and extruded aluminum shaft
- WaveStream LED optics
- Symmetric and asymmetric distributions
- 4000K @ 70 CRI standard, 3000K @ 80 CRI optional
- 0-10V dimming driver standard
- Optional integrated sensor for on/off or bi-level dimming

Dimensional Details



Ordering Information

SAMPLE NUMBER: ABB-B2-LED-42-D1-A-GM

Product Family	Lumen Output ¹	CRI / CCT ¹²	Source	Nominal Height	Voltage	Distribution	Color
ABB =Arbor Bollard BAA-ABB =Arbor Bollard Buy American Act Compliant ¹⁰ BABAF-ABB =Build America Buy America Act ¹³ TAA-ABB =Trade Agreements Act Compliant ¹³	B1 =Mid Lumen Output B2 =High Lumen Output	[Blank] =70 CRI / 4000K CCT 8027 =80 CRI / 2700K CCT 8030 =80 CRI / 3000K CCT ⁶	LED	30 =32" 36 =36" 42 =42"	D1 =Dimming Driver (120-277V) ² 347 =347V ³ 480 =480V ^{3,4}	A =Asymmetric S =Symmetric	AP =Grey BZ =Bronze BK =Black DP =Dark Platinum GM =Graphite Metallic WH =White CC =Custom Color ⁵
Options (Add as Suffix)				Accessories (Order Separately) ⁷			
8030 =80 CRI / 3000K CCT ⁶ HA =High Ambient ⁷ MS/DIM-H8 =Motion Sensor for Dimming or Bi-Level Operation (Horizontal Detection) ³ MS/DIM-2H8 =Twin Motion Sensors for 360° Dimming or Bi-Level Operation (Horizontal Detection) ⁸ DIM =0-10V Dimming Driver Leads Brought Out from Fixture				ABAnchor =Anchor Bolt Kit and Template ⁹ ISHH =Wireless Configuration Tool for Integrated Sensor (Occupancy Sensor Settings)			
NOTES: 1. Standard 4000K CCT nominal 70 CRI. 2. Dimming driver standard. 3. Requires the use of a step down transformer. 4. Only for use with 480V Wye systems. Per NEC, not for use with ungrounded systems, impedance grounded systems or corner grounded systems (commonly known as Three Phase Three Wire Delta, Three Phase High Leg Delta and Three Phase Corner Grounded Delta systems). 5. RAL and custom color matching available. Consult your lighting representative at Cooper Lighting Solutions for more information. 6. Extended lead times apply. Use dedicated IES files when performing layouts. 7. 50°C ambient rating. 8. The ISHH configuration tool is required to adjust parameters including high and low dimming levels, sensitivity, time delay, cutoff and more. Consult your lighting representative at Cooper Lighting Solutions for more information. 9. Contact your customer service representative at Cooper Lighting Solutions for advance shipping. 10. Only product configurations with these designated prefixes are built to be compliant with the Buy American Act of 1933 (BAA) or Trade Agreements Act of 1979 (TAA), respectively. Please refer to DOMESTIC PREFERENCES website for more information. Components shipped separately may be separately analyzed under domestic preference requirements. 11. Accessories sold separately will be separately analyzed under domestic preference requirements. Consult factory for further information. 12. DarkSky approved, 3000K CCT and warmer only. 13. Only product configurations with these prefixes are built to be compliant with the Buy American Act of 1933 (BAA) or the Build America Buy America Act (BABA). BABA is the minimum Government compliance requirement for the Build America Buy America standards which is part of the Infrastructure and Investment Jobs Act (IIJA). Individual Government Agencies may have more stringent compliance standards. As noted these projects must receive Government Funding by October 1, 2025. BABAF designates the product will meet the standards set for FHWA and FTA. As noted these projects must receive Government Funding by October 1, 2026. Please refer to the DOMESTIC PREFERENCES website or consult the CLSDomestic Preferences team for more information. Components shipped separately may be separately analyzed under domestic preference requirement							

Product Specifications

Construction

- TOP HOUSING: cast aluminum top for superior strength and thermal performance with an IP66 rating.
- SHAFT: 4" OD extruded aluminum with 0.188" thick wall. Fastens to base with stainless steel hardware.
- BASE: extruded aluminum base mounts to foundation using 3 anchor bolts. A 1/2" thick neoprene leveling pad is fitted to the bottom of the base to compensate for minor deviations in the concrete pad and to reduce water and dirt intrusion.

Optics

- General purpose symmetric distribution is available using WaveStream LED optical technology.
- The acrylic waveguide is precision manufactured for excellent light control.
- Offered standard in 4000K (+/- 275K) CCT, other CCT options are available. DarkSky approved for 3000K CCT and warmer.

Electrical

- LED driver(s) are mounted to electrical tray for easy installation and maintenance for 120-277V 50/60Hz, 347V 60Hz or 480V 60Hz operation
- Offered standard with 0-10V dimming driver and Cooper Lighting Solutions' proprietary circuit module designed to withstand 10kV of transient line surge.
- Luminaire is suitable for ambient temperature applications from -30°C (-22°F) to 40°C (104°F) and IP66 rated against the ingress of dust and water.

Controls

- The Arbor Bollard options are designed to be simple and cost effective ASHRAE and California Title 24 compliant solutions.
- An integrated dimming and occupancy sensor is a standalone control option available in on/off (MSP) and bi-level dimming (MSP/DIM) operation. An optional handheld remote (ISHH) allows custom programming to suit all needs.

Mounting

- Luminaire is mounted to 3 x 1/2" anchor bolts on a 2-3/8" bolt circle to withstand a 600 pound overturn moment.
- Mounting base provides space to accommodate up to two 3/4" conduit entries underneath.
- Order anchor bolts and installation template separately (ABAnchor).

Finish

- Cooper Lighting Solutions utilizes premium ultra-weatherable TGIC based polyester powder coatings that are specifically formulated to withstand extended outdoor exposure.
- RAL and custom color matches available. Additional charges and lead time apply.
- Finish is compliant with ASTM B117 3000hr salt spray standard.
- Options to meet Buy American Act requirements.

Compliance

- Domestic preference option available to meet BAA requirements
- Products that meet BABA through BAA Exemption: FHWA and FTA agencies are utilizing their BAA rules for BABA compliance. Cooper's products with a BAA designation are manufactured in the US and utilize a BAA COTS exemption rule for compliance. To verify a configured product with specific accessories and options meet BABA Domestic Preference Requirements; submit this catalog number to Cooper Lighting Quotation team for validation by our Engineering and Manufacturing teams.
- Please refer to the [DOMESTIC PREFERENCES](#) website or consult the CLS Domestic Preferences team for more information. Components shipped separately may be separately analyzed under domestic preference requirements.

Warranty

- Five year limited warranty, consult website for details. www.cooperlighting.com/legal

Optical Distributions

Power and Lumens

Lumen/Distribution	B1 Symmetric	B2 Symmetric	B1 Asymmetric	B2 Asymmetric
Drive Current				
Power Wattage (Watts)	16W	32W	11W	23W
Input Current (mA) @ 120V	140	270	100	200
Input Current (mA) @ 208V	80	160	60	120
Input Current (mA) @ 240V	70	140	50	100
Input Current (mA) @ 277V	60	120	40	90
Power Wattage (Watts)	19W	37W	13W	27W
Input Current (mA) @ 347V	60	110	40	80
Input Current (mA) @ 480V	180	320	120	240
Optics				
Lumens	717	1,276	472	848
Bug rating	B1-U0-G1	B1-U0-G2	B1-U0-G1	B1-U0-G2

Lumen Maintenance

Ambient Temperature	TM-21 Lumen Maintenance (60,000 Hours)	Calculated L70 (HOURS)
25°C	>94%	>350,000
40°C	>93%	>250,000
50°C	>90%	>170,000

Note: Maintenance data applies to the highest drive current and represents the worst case at the highest wattage.

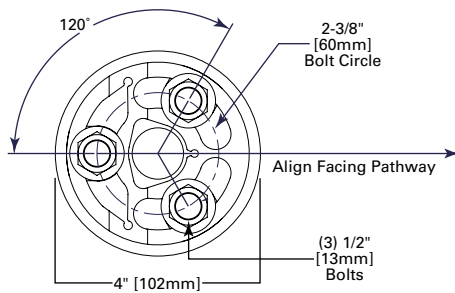
Lumen Multiplier

Ambient Temperature	Lumen Multiplier
0°C	1.02
10°C	1.01
25°C	1.00
50°C	0.97

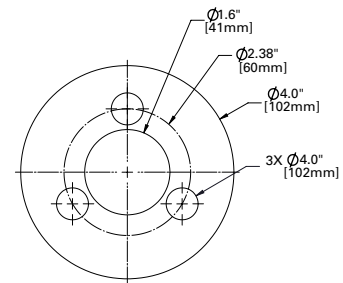
Color Temperature

Color Temperature (CCT)	CRI (Nominal)	Multiplier (Hours)
4000	70	1.00
3000	80	0.87

Mounting Details



Base Mounting Detail



Anchor Bolt Template
(Included with ABAnchor)