

Project		Catalog #		Type	
Prepared by		Notes		Date	



Interactive Menu

- Ordering Information [page 2](#)
- Optical Distributions [page 3](#)
- Energy and Performance Data [page 4](#)
- Control Options [page 9](#)

Streetworks

Navion

Roadway & High Mast Luminaire

Product Certifications & Features



Product Specifications

OPTICS

- Precision molded polycarbonate optics

ELECTRICAL

- -40°C to 40°C ambient temperature operating range
- >.9 power factor
- <20% total harmonic distortion
- Standard 0-10V dimming

PHYSICAL CHARACTERISTICS

- Die-cast aluminum housing and door
- Extruded aluminum heat sink
- Tool-less entry, hinged removable power tray door
- Four-bolt / two-bracket slipfitter with cast-in pipe stop and level steps at 2.5" increments
- Fixed-in-place bird guard seals around 1-1/4" or 2" mounting arms
- Housing and cast parts finished in five-stage super TGIC polyester powder coat paint, 2.5 mil nominal thickness
- Heat sink is anodized aluminum

CONTROLS

- Standard ANSI C136.10 7-pin receptacle for photocells or Networked Lighting Control (NLC) modules
- Optional Field Adjustable Dimming Control (FADC) module allows for manual adjustment of lumen
- output and power usage; factory preset to highest output level. Enables a single SKU to cover multiple field applications
- Optional 4-pin Zhaga Book 18 receptacle for integration of onboard sensors with DALI- and D4i-enabled drivers
- Fully compatible with CLS Trellix Infrastructure UNB (Ultra Narrow Band) and cellular network lighting controls platforms. Enables wireless collection of luminaire performance and status data and asset management for luminaires installed in the field

COMPLIANCE

- Meets ANSI C136.25 for IP66 Optical enclosure rating
- Meets ANSI C136.31 for 3G luminaire vibration. Customer is responsible for engineering analysis to confirm pole and fixture compatibility for all applications
- Safety listing - Wet Location UL 1598
- DarkSky approved for 3000K CCT and warmer, with mounting options less than 10° of tilt
- DLC and DLC Premium listed- visit designlights.org to confirm listed variations

- BAA domestic preference option meets BAA requirements
- Products that meet BABA Domestic Preference Requirements - This Cooper product is manufactured in the US and meets the BABA cost of components rule. To verify a configured product with specific accessories and options meets BABA Domestic Preference Requirements; submit this catalog number to Cooper Lighting Quotation team for validation by our Engineering and Manufacturing teams. Our BABA designation is based on the minimum compliance requirement for BABA. Individual Government Agencies may have more stringent compliance standards.
- Products that meet BABA through Exemption - Allows any product to satisfy BABA requirements regardless of domestic content manufacturing for projects funded by FHWA through Oct 1st 2025. See notes portion in Ordering Information section for more detail.
- Products that meet BABA through BAA Exemption - FHWA and FTA agencies are utilizing their BAA rules for BABA compliance. Cooper's products with a BAA designation are manufactured in the US and utilize a BAA COTS exemption rule for compliance. To verify a configured product with specific accessories and options meet BABA Domestic Preference Requirements; submit this catalog number to Cooper Lighting Quotation team for validation by our Engineering and Manufacturing teams. See notes portion in Ordering Information section for more detail.
- Please refer to the [DOMESTIC PREFERENCES](#) website or consult the CLS Domestic Preferences team for more information. Components shipped separately may be separately analyzed under domestic preference requirements.

SHIPPING DATA

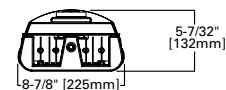
- Approximate Net Weight:
 - » 1 Square 17 lbs. (7.7kgs.)
 - » 2 Squares 22 lbs. (10.0 kgs.)
 - » 3 Squares 26 lbs. (11.8 kgs.)
 - » 4 Squares 31 lbs (14.1 kgs.)
 - » 5 Squares 34 lbs. (15.4 kgs.)
 - » 6 Squares 36 lbs. (16.3 kgs.)
- Fixture Only EPA (Sq. Ft.):
 - » 1 Square 0.8 | 1.2 with arm
 - » 2 Squares 1.0 | 1.3 with arm
 - » 3 Squares 1.2 | 1.5 with arm
 - » 4 Squares 1.2 | 1.5 with arm
 - » 5 Squares 1.4 | 1.7 with arm
 - » 6 Squares 1.4 | 1.7 with arm

WARRANTY

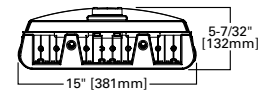
- Five year limited warranty, consult website for details. www.cooperlighting.com/legal

Dimensional Details

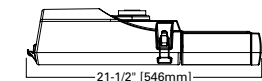
1, 2 or 3 Light Squares



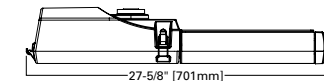
4, 5 or 6 Light Squares



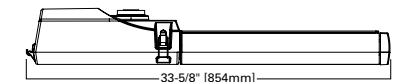
1 Light Square



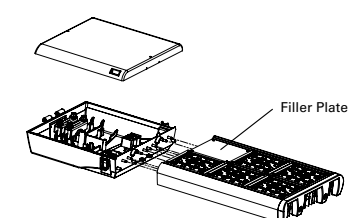
2 or 4 Light Squares



3, 5 or 6 Light Squares



5 Light Squares



additional product diagrams

Ordering Information

SAMPLE ORDER NUMBER: NVN-SA1C-740-U-T3-AP

Product Family ^{1,2}	Light Engine Configuration			Color Temperature	Voltage	Distribution	Mounting	Finish
NVN =Navion BAA-NVN =Navion Buy American Act Compliant ²² TAA-NVN =Navion Trade Agreements Act Compliant ²³ BABA-NVN =Build America Buy America Act ²³ BABAE-NVN =Build America Buy America Act (FHWA Exception, for projects funded by Oct 1, 2025) ²³ BABAF-NVN =Build America Buy America Act (FHWA Exception, for projects funded between Oct 1, 2025 and Oct 1, 2026, and FTA Buy America) ²³	Light Square	Square Count	Lumen Output	722 =70CRI, 2200K 727 =70CRI, 2700K 730 =70CRI, 3000K 735 =70CRI, 3500K 740 =70CRI, 4000K 750 =70CRI, 5000K 760 =70CRI, 6000K 827 =80CRI, 2700K 830 =80CRI, 3000K 835 =80CRI, 3500K AMB =590nm Amber ^{3,9}	U =Universal (120-277V) 9 =347V ⁴ 8 =480V ^{4,5} DV =277-480V DuraVolt Drivers ^{5,25,26}	T1 =Type I T2 =Type II T2R =Type II Roadway T3 =Type III T3R =Type III Roadway T4FT =Type IV Forward Throw T4W =Type IV Wide 5NQ =Type V Narrow 5MQ =Type V Square Medium 5WQ =Type V Square Wide SL2 =Type II w/Spill Control SL3 =Type III w/Spill Control SL4 =Type IV w/Spill Control SLL =90° Spill Light Eliminator Left SLR =90° Spill Light Eliminator Right RW =Rectangular Wide Type I AFL =Automotive Front Line	[Blank] =Standard Mast Arm Slipfitter A1 =22" Upsweep Mast Arm ⁶ A15 =15" Straight Mast Arm ⁶ ALJS15 =Adjustable Slipfitter (Factory set at 15° tilt) ALJS25 =Adjustable Slipfitter (Factory set at 25° tilt) ALJS45 =Adjustable Slipfitter (Factory set at 45° tilt)	AP =Grey BZ =Bronze BK =Black DP =Dark PL =Platinum GM =Graphite ML =Metallic WH =White
	SA=16 LED Light Square	1=1 Light Square	A=Output Level 1					
	SB=26 LED Light Square	2=2 Light Squares	B=Output Level 2					
		3=3 Light Squares	C=Output Level 3					
		4=4 Light Squares	D=Output Level 4 ⁹					
		5=5 Light Squares						
		6=6 Light Squares						

Options (Add as Suffix)

10MSP =10kV MOV Surge Protective Device 10K =10kV UL 1449 Fused Surge Protective Device 20MSP =20kV MOV Surge Protective Device 20K =20kV UL 1449 Surge Protective Device 2L =Two Circuits ⁷ L90 =Optics Rotated 90° Left R90 =Optics Rotated 90° Right HSS =House Side Shield ⁸ HA =50°C High Ambient Temperature ⁹ IP66 =IP66 Rated K =Level Indicator LCF =Light Square Trim Plate Painted to Match Housing CC =Coastal Construction finish ²¹ CE =CE Marking ^{9,10} PR =NEMA 3-PIN Twistlock Photocontrol Receptacle PR7 =NEMA 7-PIN Twistlock Photocontrol Receptacle FADC =Field Adjustable Dimming Controller ¹⁸ PSC =Photocontrol Shorting Cap AHD145 =After Hours Dim, 5 Hours ¹¹ DXXXXX =Department of Transportation - Customer specific details ²⁷ UXXXXX =Utility - Customer specific details ²⁷	AHD245 =After Hours Dim, 6 Hours ¹¹ AHD255 =After Hours Dim, 7 Hours ¹¹ AHD355 =After Hours Dim, 8 Hours ¹¹ SPB1 =Dimming Occupancy Sensor with Bluetooth Interface, <8' Mounting ²² SPB2 =Dimming Occupancy Sensor with Bluetooth Interface, 8'-20' Mounting ²² SPB4 =Dimming Occupancy Sensor with Bluetooth Interface, 21'-40' Mounting ²² MS-L08 =Motion Sensor for ON/OFF Operation, Up to 8' Mounting Height ^{12,13} MS-L20 =Motion Sensor for ON/OFF Operation, 9' - 20' Mounting Height ^{12,13} MS-L40 =Motion Sensor for ON/OFF Operation, 21' - 40' Mounting Height ^{12,13} MS/X-L08 =Motion Sensor for Bi-Level Operation, Up to 8' Mounting Height ^{12,13,14} MS/X-L20 =Motion Sensor for Bi-Level Operation, 9' - 20' Mounting Height ^{12,13,14} MS/X-L40 =Motion Sensor for Bi-Level Operation, 21' - 40' Mounting Height ^{12,13,14} MS/DIM-L08 =Motion Sensor for Dimming Operation, Up to 8' Mounting Height ^{12,13} MS/DIM-L20 =Motion Sensor for Dimming Operation, 9' - 20' Mounting Height ^{12,13} MS/DIM-L40 =Motion Sensor for Dimming Operation, 21' - 40' Mounting Height ^{12,13} LWR-LW =Enlighted Wireless Sensor, 8' - 16' Mounting Height ^{12,15} LWR-LN =Enlighted Wireless Sensor, 16' - 40' Mounting Height ^{12,15}
---	--

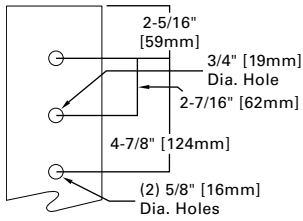
Accessories (Order Separately)²⁴

OA/RA1013 =Twistlock Receptacle Shorting Cap OA/RA1014 =NEMA Twistlock Photocontrol - 120V OA/RA1016 =NEMA Twistlock Photocontrol - Multi-Tap OA/RA1027 =NEMA Twistlock Photocontrol - 480V OA/RA1201 =NEMA Twistlock Photocontrol - 347V MA1010-XX =Single Tenon Adapter for 3-1/2" O.D. Tenon MA1011-XX =2@180° Tenon Adapter for 3-1/2" O.D. Tenon MA1017-XX =Single Tenon Adapter for 2-3/8" O.D. Tenon	MA1018-XX =2@180° Tenon Adapter for 2-3/8" O.D. Tenon A15-XX =15" Straight Mast Arm Kit ⁶ ALJS15-XX =Adjustable Slipfitter Kit (Factory set at 15° tilt) ALJS25-XX =Adjustable Slipfitter Kit (Factory set at 25° tilt) ALJS45-XX =Adjustable Slipfitter Kit (Factory set at 45° tilt) LS/HSS =House Side Shield ^{8,18} FSIR-100 =Wireless Configuration Tool for Motion Sensor ¹⁹ WOLC-7P-10A =WaveLinX Outdoor Control Module (7-PIN) ²⁰
--	---

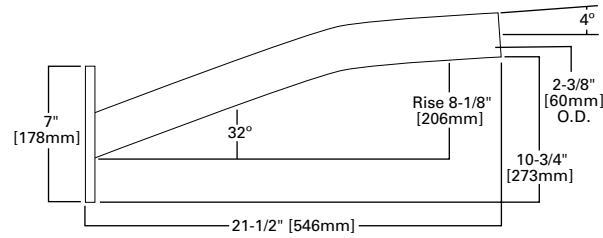
- NOTES:**
- DesignLights Consortium® Qualified. Refer to designlights.org Qualified Products List under Family Models for details
 - Customer is responsible for engineering analysis to confirm pole and fixture compatibility for applications. Refer to installation instructions and pole white paper WPS13001EN for additional support information
 - Narrow-band 590nm +/- 5nm for wildlife and observatory use. Not available with SB light squares. Only available at Output Level 1; supplied at 500mA. Exact luminaire wattage available in IES files. Available with 5WQ, 5MQ, SL2, SL3 and SL4 distributions. Can be used with HSS option
 - Not available with SB1A or SB2A configurations. Not available with sensor options using Output Level 4. Not available in combination with HA high ambient and sensor options at Output Level 3
 - 480V not to be used with ungrounded or impedance grounded systems
 - Round pole adapter and mounting hardware included. Type M drill pattern
 - Not available with SB Light Squares. Only available with SA4 and SA6 configurations. Low-level output varies. Consult factory. Option not available in combination with high voltage (9 or 8) and sensor options (PR, PR7, AHD, MS, LWR). No terminal block with 2L option.
 - House side shield not for use on 5NQ, 5MQ, 5WQ, or RW distributions. The Light Square Trim Plate is painted black when HSS option is selected
 - HA option not available with Output Level 4 or AMB Amber
 - Only available at Universal (U) voltage. Not available with sensor or controls options (PR, PR7, AHD, MS, LWR)
 - Requires the use of Photocontrol Receptacle (PR or PR7) and a photocontrol accessory. See After Hours Dim Supplemental Guide for additional information. Not available with SB light squares when using Output Level 4
 - Controls system is not available with photocontrol receptacle (PR or PR7) or other controls systems (MS or LWR)
 - Utilizes the Wattstopper sensor FSP-211.
 - Available with 4, 5, or 6 square configurations. Replace "X" with number of squares in low output modes. Maximum two squares in low output mode
 - Enlighted wireless sensors are factory installed and require network components LWP-EM-1, LWP-GW-1, and LWP-PoE8 in appropriate quantities. See website for Enlighted application information.
 - Cannot be used with PR7 or other motion response control options
 - Replace XX with paint color.
 - Must order one per light square when ordering as a field-installable accessory.
 - This tool enables adjustment to Motion Sensor (MS) parameters including high and low modes, sensitivity, time delay, cutoff and more. Consult your lighting representative for more information
 - Requires 7-PIN NEMA twistlock photocontrol receptacle (PR7) option. The WOLC-7 cannot be used in conjunction with other controls systems (MS or LWR). Only for use at 120-347V voltages
 - Coastal construction finish salt spray tested to over 5,000-hours per ASTM B117, with a scribe rating of 9 per ASTM D1654.
 - Smart device with mobile application required to change system defaults. See controls section for details.
 - Only product configurations with these prefixes are built to be compliant with the Buy American Act of 1933 (BAA) or the Build America Buy America Act (BABA). BABA is the minimum Government compliance requirement for the Build America Buy America standards which is part of the Infrastructure and Investment Jobs Act (IIJA). Individual Government Agencies may have more stringent compliance standards. BABAE designates the product will meet the standards set for FHWA. As noted these projects must receive Government Funding by October 1, 2025. BABAF designates the product will meet the standards set for FHWA and FTA. As noted these projects must receive Government Funding by October 1, 2026. Please refer to the [DOMESTIC PREFERENCES](#) website or consult the CLS Domestic Preferences team for more information. Components shipped separately may be separately analyzed under domestic preference requirements. DarkSky approved when ordered with 3000K or warmer CCT accessories sold separately will be separately analyzed under domestic preference requirements. Consult factory for further information.
 - DuraVolt drivers feature added protection from power quality issues such as loss of neutral, transients and voltage fluctuations. Visit www.signify.com/duravolt for more information.
 - Not available with SA1A or SA1B. Not available with SB1, or any SB configuration using Output Level 1. Not available with any control option except SPB.
 - Customer specific specifications utilizes standard products with small adjustments to meet unique requirements such as packaging, labels, wattage adjustments, etc.

Mounting Details

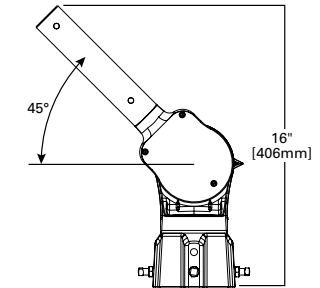
Type "M"



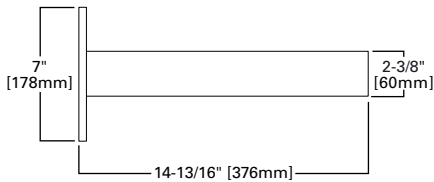
Upsweep Arm



Adjustable Slipfitter Offset Arm



15" Straight Arm



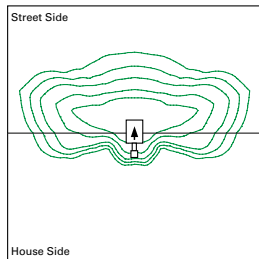
Effective Projected Area (EPA)

Configuration	Fixture Only EPA (Sq. Ft.)	Fixture and Upsweep Arm EPA (Sq. Ft.)
1 Square	0.8	1.2
2 Squares	1.0	1.3
3 Squares	1.2	1.5
4 Squares	1.2	1.5
5 Squares	1.4	1.7
6 Squares	1.4	1.7

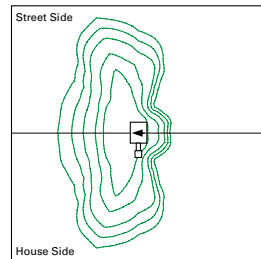
Optical Configurations

Orientation

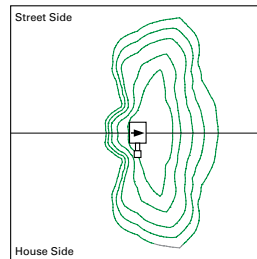
Standard



Optics Rotated Left @ 90°

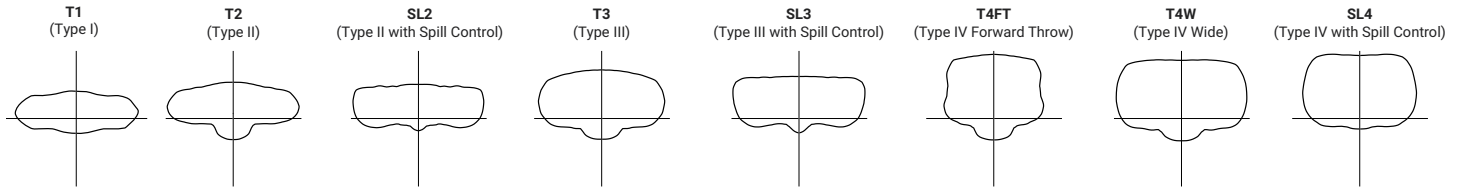


Optics Rotated Right @ 90°

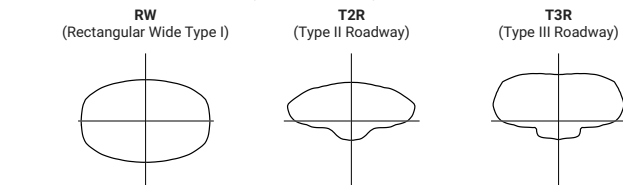


Distributions

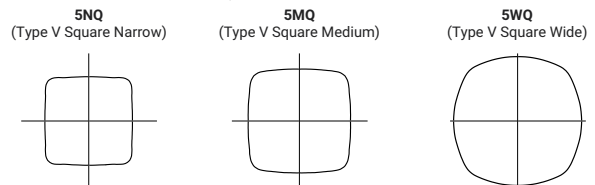
Asymmetric Area Distributions



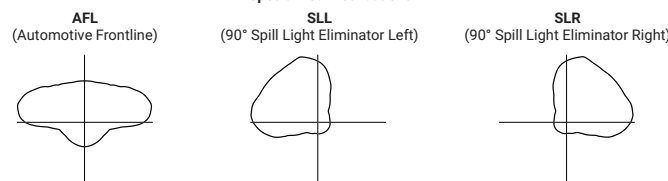
Asymmetric Roadway Distributions



Symmetric Distributions



Specialized Distributions



Energy and Performance Data

[View Navion IES files](#)

Lumen Maintenance

Output Level	Ambient Temperature	TM-21 Lumen Maintenance (60,000 Hours)	Projected L70 (Hours)
Output Levels 1-3	Up to 50°C	> 95%	416,000
Output Level 4	Up to 40°C	> 90%	205,000

Lumen Multiplier

Ambient Temperature	Lumen Multiplier
0°C	1.02
10°C	1.01
25°C	1.00
40°C	0.99
50°C	0.97

LED Color Multipliers

	CCT							
	Amber	2200	2700	3000	3500	4000	5000	6000
CRI	Lumen Multiplier*							
70	--	0.74	0.84	0.91	0.93	1.00	1.00	1.00
80	--	--	0.75	--	--	--	--	--
Monochromatic	0.17	--	--	--	--	--	--	--

Note: *Estimates, refer to IES files for accuracy

FADC Settings

SA1-SA3 (A, B, C, D Output Levels)

FADC Position	Percent of Typical Lumen Output
1	25%
2	48%
3	56%
4	65%
5	75%
6	80%
7	85%
8	90%
9	95%
10	100%

FADC Settings

SA4A

FADC Position	Percent of Typical Lumen Output
1	25%
2	48%
3	56%
4	65%
5	75%
6	80%
7	85%
8	90%
9	95%
10	100%

FADC Settings

SA4C-D

FADC Position	Percent of Typical Lumen Output
1	14%
2	25%
3	32%
4	43%
5	49%
6	57%
7	65%
8	72%
9	80%
10	100%

FADC Settings

SA5-SA6 (A, B, C, D Output Levels)

FADC Position	Percent of Typical Lumen Output
1	14%
2	25%
3	32%
4	43%
5	49%
6	57%
7	65%
8	72%
9	80%
10	100%

SA Light Squares, 4000K CCT, 70 CRI

Supplemental Performance Guide

Number of Light Squares	SA1A	SA1B	SA1C	SA1D	SA2A	SA2B	SA2C	SA2D	SA3A	SA3B	SA3C	SA3D	
Square Count	1	1	1	1	2	2	2	2	3	3	3	3	
Output Level	1	2	3	4	1	2	3	4	1	2	3	4	
Drive Current (mA)	615	800	1050	1200	615	800	1050	1200	615	800	1050	1200	
Power (Watts)	34	44	59	67	66	85	113	129	96	124	166	191	
Input Current @ 120V (A)	0.30	0.39	0.51	0.51	0.58	0.77	1.02	1.16	0.86	1.13	1.53	1.78	
Input Current @ 208V (A)	0.17	0.22	0.29	0.33	0.34	0.44	0.56	0.63	0.49	0.62	0.82	0.93	
Input Current @ 240V (A)	0.15	0.19	0.26	0.30	0.30	0.38	0.48	0.55	0.43	0.54	0.71	0.80	
Input Current @ 277V (A)	0.14	0.17	0.23	0.25	0.28	0.36	0.42	0.48	0.41	0.47	0.61	0.70	
Input Current @ 347V (A)	0.11	0.15	0.17	0.20	0.19	0.24	0.32	0.39	0.30	0.38	0.50	0.57	
Input Current @ 480V (A)	0.08	0.11	0.14	0.15	0.15	0.18	0.24	0.30	0.24	0.29	0.37	0.43	
Distribution ¹													
T2	Lumens	4,681	5,741	7,106	7,796	9,334	11,447	14,167	15,541	13,881	17,022	21,069	23,111
	BUG Rating	B1-U0-G1	B1-U0-G2	B1-U0-G2	B1-U0-G2	B2-U0-G2	B2-U0-G2	B2-U0-G3	B2-U0-G3	B2-U0-G3	B2-U0-G3	B3-U0-G3	B3-U0-G4
	Lumens per Watt	138	130	120	116	141	135	125	120	145	137	127	121
T2R	Lumens	5,012	6,146	7,607	8,345	9,993	12,255	15,168	16,639	14,862	18,225	22,556	24,744
	BUG Rating	B1-U0-G1	B1-U0-G1	B1-U0-G2	B1-U0-G2	B1-U0-G2	B2-U0-G2	B2-U0-G2	B2-U0-G2	B2-U0-G2	B2-U0-G2	B3-U0-G3	B3-U0-G3
	Lumens per Watt	147	140	129	125	151	144	134	129	155	147	136	130
T3	Lumens	4,784	5,866	7,261	7,966	9,539	11,697	14,480	15,883	14,186	17,395	21,531	23,619
	BUG Rating	B1-U0-G1	B1-U0-G2	B1-U0-G2	B1-U0-G2	B2-U0-G2	B2-U0-G2	B2-U0-G2	B2-U0-G3	B2-U0-G2	B3-U0-G3	B3-U0-G3	B3-U0-G4
	Lumens per Watt	141	133	123	119	145	138	128	123	148	140	130	124
T3R	Lumens	4,865	5,966	7,384	8,100	9,699	11,894	14,721	16,149	14,425	17,689	21,893	24,016
	BUG Rating	B1-U0-G1	B1-U0-G2	B1-U0-G2	B1-U0-G2	B1-U0-G2	B2-U0-G2	B2-U0-G3	B2-U0-G3	B2-U0-G3	B2-U0-G3	B3-U0-G4	B3-U0-G4
	Lumens per Watt	143	136	125	121	147	140	130	125	150	143	132	126
T4FT	Lumens	4,821	5,911	7,316	8,026	9,612	11,787	14,589	16,004	14,294	17,529	21,694	23,799
	BUG Rating	B1-U0-G2	B1-U0-G2	B1-U0-G2	B1-U0-G3	B2-U0-G3	B2-U0-G3	B2-U0-G3	B2-U0-G3	B2-U0-G3	B3-U0-G4	B3-U0-G4	B3-U0-G4
	Lumens per Watt	142	134	124	120	146	139	129	124	149	141	131	125
T4W	Lumens	4,727	5,796	7,175	7,870	9,423	11,556	14,302	15,690	14,015	17,185	21,270	23,333
	BUG Rating	B1-U0-G2	B1-U0-G2	B1-U0-G2	B2-U0-G2	B2-U0-G2	B2-U0-G2	B2-U0-G3	B3-U0-G3	B2-U0-G3	B3-U0-G3	B3-U0-G4	B3-U0-G4
	Lumens per Watt	139	132	122	117	143	136	127	122	146	139	128	122
SL2	Lumens	4,689	5,750	7,116	7,807	9,350	11,464	14,189	15,566	13,903	17,049	21,102	23,149
	BUG Rating	B1-U0-G2	B1-U0-G2	B1-U0-G2	B2-U0-G3	B2-U0-G3	B2-U0-G3	B2-U0-G3	B3-U0-G3	B2-U0-G3	B3-U0-G4	B3-U0-G4	B3-U0-G4
	Lumens per Watt	138	131	121	117	142	135	126	121	145	137	127	121
SL3	Lumens	4,777	5,858	7,251	7,954	9,524	11,680	14,455	15,857	14,164	17,367	21,496	23,581
	BUG Rating	B1-U0-G2	B1-U0-G2	B1-U0-G2	B1-U0-G2	B1-U0-G3	B2-U0-G3	B2-U0-G3	B2-U0-G3	B2-U0-G3	B2-U0-G3	B3-U0-G4	B3-U0-G4
	Lumens per Watt	140	133	123	119	144	137	128	123	148	140	129	123
SL4	Lumens	4,563	5,595	6,926	7,597	9,098	11,155	13,808	15,147	13,529	16,590	20,535	22,526
	BUG Rating	B1-U0-G2	B1-U0-G2	B1-U0-G3	B1-U0-G3	B1-U0-G3	B1-U0-G3	B2-U0-G4	B2-U0-G4	B2-U0-G4	B2-U0-G4	B2-U0-G5	B2-U0-G5
	Lumens per Watt	134	127	117	113	138	131	122	117	141	134	124	118
5NQ	Lumens	4,917	6,029	7,462	8,186	9,803	12,022	14,879	16,323	14,579	17,877	22,126	24,274
	BUG Rating	B2-U0-G1	B2-U0-G1	B3-U0-G1	B3-U0-G1	B3-U0-G1	B3-U0-G1	B3-U0-G2	B3-U0-G2	B3-U0-G2	B4-U0-G2	B4-U0-G2	B4-U0-G2
	Lumens per Watt	145	137	126	122	149	141	132	127	152	144	133	127
5MQ	Lumens	5,094	6,247	7,731	8,481	10,156	12,455	15,415	16,910	15,103	18,521	22,923	25,147
	BUG Rating	B3-U0-G1	B3-U0-G1	B3-U0-G2	B3-U0-G2	B3-U0-G2	B4-U0-G2	B4-U0-G2	B4-U0-G2	B4-U0-G2	B4-U0-G2	B5-U0-G3	B5-U0-G3
	Lumens per Watt	150	142	131	127	154	147	136	131	157	149	138	132
5WQ	Lumens	4,976	6,102	7,553	8,285	9,921	12,166	15,058	16,518	14,755	18,092	22,394	24,565
	BUG Rating	B3-U0-G1	B3-U0-G1	B3-U0-G2	B3-U0-G2	B4-U0-G2	B4-U0-G2	B4-U0-G2	B4-U0-G2	B4-U0-G2	B5-U0-G3	B5-U0-G3	B5-U0-G3
	Lumens per Watt	146	139	128	124	150	143	133	128	154	146	135	129
SLL/SLR	Lumens	4,225	5,181	6,412	7,035	8,423	10,328	12,784	14,023	12,526	15,360	19,011	20,854
	BUG Rating	B1-U0-G2	B1-U0-G2	B1-U0-G2	B1-U0-G3	B1-U0-G3	B2-U0-G3	B2-U0-G3	B2-U0-G3	B2-U0-G3	B2-U0-G4	B2-U0-G4	B3-U0-G4
	Lumens per Watt	124	118	109	105	128	122	113	109	130	124	115	109
RW	Lumens	4,887	5,994	7,418	8,138	9,745	11,950	14,791	16,224	14,492	17,770	21,995	24,128
	BUG Rating	B2-U0-G1	B3-U0-G1	B3-U0-G1	B3-U0-G1	B3-U0-G1	B3-U0-G2	B4-U0-G2	B4-U0-G2	B4-U0-G2	B4-U0-G2	B4-U0-G2	B4-U0-G2
	Lumens per Watt	144	136	126	121	148	141	131	126	151	143	132	126
AFL	Lumens	4,901	6,009	7,438	8,159	9,771	11,981	14,829	16,268	14,532	17,818	22,054	24,193
	BUG Rating	B1-U0-G1	B1-U0-G1	B1-U0-G1	B1-U0-G1	B1-U0-G1	B2-U0-G2	B2-U0-G2	B2-U0-G2	B2-U0-G2	B2-U0-G2	B3-U0-G2	B3-U0-G2
	Lumens per Watt	144	137	126	122	148	141	131	126	151	144	133	127

NOTES: 1. Photometric data published here for 740, 750, 760 Color Temperature options. For other options, refer to published IES files on product webpage or Supplemental Performance Tables.

SA Light Squares, 4000K CCT, 70 CRI

Supplemental Performance Guide

Number of Light Squares	SA4A	SA4B	SA4C	SA4D	SA5A	SA5B	SA5C	SA5D	SA6A	SA6B	SA6C	SA6D		
Square Count	4	4	4	4	5	5	5	5	6	6	6	6		
Output Level	1	2	3	4	1	2	3	4	1	2	3	4		
Drive Current (mA)	615	800	1050	1200	615	800	1050	1200	615	800	1050	1200		
Power (Watts)	129	171	225	258	162	210	279	320	193	249	333	382		
Input Current @ 120V (A)	1.16	1.54	2.03	2.31	1.44	1.90	2.55	2.94	1.73	2.26	3.06	3.56		
Input Current @ 208V (A)	0.65	0.88	1.11	1.27	0.84	1.06	1.37	1.57	0.99	1.24	1.64	1.87		
Input Current @ 240V (A)	0.56	0.76	0.96	1.10	0.74	0.92	1.19	1.35	0.87	1.08	1.41	1.61		
Input Current @ 277V (A)	0.52	0.72	0.83	0.96	0.69	0.83	1.03	1.18	0.81	0.95	1.23	1.39		
Input Current @ 347V (A)	0.39	0.49	0.64	0.78	0.49	0.63	0.82	0.96	0.60	0.77	1.00	1.15		
Input Current @ 480V (A)	0.30	0.37	0.48	0.60	0.38	0.48	0.61	0.73	0.48	0.59	0.75	0.85		
Distribution ¹														
T2	Lumens	18,696	22,927	28,377	31,129	23,043	28,257	34,975	38,366	27,605	33,851	41,897	45,962	
	BUG Rating	B3-U0-G3	B3-U0-G4	B3-U0-G4	B3-U0-G4	B3-U0-G4	B3-U0-G4	B3-U0-G4	B3-U0-G4	B3-U0-G5	B3-U0-G4	B3-U0-G4	B3-U0-G5	B3-U0-G5
	Lumens per Watt	145	134	126	121	142	135	125	120	143	136	126	120	
T2R	Lumens	20,017	24,545	30,380	33,327	24,669	30,251	37,442	41,074	29,554	36,241	44,856	49,206	
	BUG Rating	B2-U0-G3	B3-U0-G3	B3-U0-G4	B3-U0-G4	B3-U0-G3	B3-U0-G4	B3-U0-G4	B3-U0-G4	B3-U0-G3	B3-U0-G4	B3-U0-G4	B3-U0-G5	
	Lumens per Watt	155	144	135	129	152	144	134	128	153	146	135	129	
T3	Lumens	19,106	23,430	28,999	31,811	23,548	28,877	35,741	39,207	28,210	34,593	42,816	46,969	
	BUG Rating	B3-U0-G3	B3-U0-G4	B3-U0-G4	B3-U0-G4	B3-U0-G4	B3-U0-G4	B3-U0-G5	B3-U0-G5	B3-U0-G4	B3-U0-G4	B3-U0-G5	B4-U0-G5	
	Lumens per Watt	148	137	129	123	145	138	128	123	146	139	129	123	
T3R	Lumens	19,428	23,824	29,488	32,346	23,944	29,363	36,343	39,868	28,685	35,175	43,537	47,759	
	BUG Rating	B2-U0-G3	B3-U0-G4	B3-U0-G4	B3-U0-G4	B3-U0-G4	B3-U0-G4	B3-U0-G5	B3-U0-G5	B3-U0-G4	B3-U0-G5	B3-U0-G5	B3-U0-G5	
	Lumens per Watt	151	139	131	125	148	140	130	125	149	141	131	125	
T4FT	Lumens	19,251	23,607	29,219	32,054	23,727	29,097	36,014	39,506	28,425	34,857	43,142	47,326	
	BUG Rating	B3-U0-G4	B3-U0-G4	B3-U0-G5	B3-U0-G5	B3-U0-G4	B3-U0-G5	B3-U0-G5	B3-U0-G5	B3-U0-G5	B3-U0-G5	B3-U0-G5	B4-U0-G5	
	Lumens per Watt	149	138	130	124	146	139	129	123	147	140	130	124	
T4W	Lumens	18,876	23,146	28,648	31,427	23,264	28,528	35,310	38,734	27,868	34,174	42,298	46,400	
	BUG Rating	B3-U0-G4	B3-U0-G4	B3-U0-G4	B3-U0-G5	B3-U0-G4	B3-U0-G4	B3-U0-G5	B4-U0-G5	B3-U0-G4	B3-U0-G5	B4-U0-G5	B4-U0-G5	
	Lumens per Watt	146	135	127	122	144	136	127	121	144	137	127	121	
SL2	Lumens	18,726	22,963	28,421	31,178	23,080	28,302	35,030	38,426	27,649	33,904	41,964	46,034	
	BUG Rating	B3-U0-G4	B3-U0-G4	B3-U0-G5	B3-U0-G5	B3-U0-G4	B3-U0-G5	B3-U0-G5	B4-U0-G5	B3-U0-G5	B3-U0-G5	B4-U0-G5	B4-U0-G5	
	Lumens per Watt	145	134	126	121	142	135	126	120	143	136	126	121	
SL3	Lumens	19,075	23,391	28,952	31,760	23,511	28,831	35,684	39,145	28,166	34,538	42,749	46,894	
	BUG Rating	B2-U0-G4	B3-U0-G4	B3-U0-G5	B3-U0-G5	B3-U0-G4	B3-U0-G5	B3-U0-G5	B3-U0-G5	B3-U0-G5	B3-U0-G5	B3-U0-G5	B3-U0-G5	
	Lumens per Watt	148	137	129	123	145	137	128	122	146	139	128	123	
SL4	Lumens	18,222	22,345	27,656	30,339	22,459	27,540	34,086	37,392	26,905	32,992	40,835	44,795	
	BUG Rating	B2-U0-G4	B2-U0-G5	B3-U0-G5	B3-U0-G5	B2-U0-G5	B3-U0-G5	B3-U0-G5	B3-U0-G5	B3-U0-G5	B3-U0-G5	B3-U0-G5	B3-U0-G5	
	Lumens per Watt	141	131	123	118	139	131	122	117	139	132	123	117	
5NQ	Lumens	19,636	24,078	29,802	32,692	24,201	29,677	36,731	40,294	28,992	35,552	44,003	48,270	
	BUG Rating	B4-U0-G2	B4-U0-G2	B5-U0-G2	B5-U0-G2	B4-U0-G2	B5-U0-G2	B5-U0-G3	B5-U0-G3	B4-U0-G2	B5-U0-G3	B5-U0-G3	B5-U0-G3	
	Lumens per Watt	152	141	132	127	149	141	132	126	150	143	132	126	
5MQ	Lumens	20,341	24,945	30,873	33,868	25,071	30,744	38,052	41,743	30,035	36,830	45,584	50,006	
	BUG Rating	B4-U0-G2	B5-U0-G3	B5-U0-G3	B5-U0-G4	B5-U0-G3	B5-U0-G3	B5-U0-G4	B5-U0-G4	B5-U0-G3	B5-U0-G4	B5-U0-G4	B5-U0-G4	
	Lumens per Watt	158	146	137	131	155	146	136	130	156	148	137	131	
5WQ	Lumens	19,872	24,368	30,161	33,086	24,493	30,035	37,174	40,780	29,341	35,980	44,532	48,852	
	BUG Rating	B5-U0-G3	B5-U0-G3	B5-U0-G4	B5-U0-G4	B5-U0-G3	B5-U0-G4	B5-U0-G4	B5-U0-G4	B5-U0-G4	B5-U0-G4	B5-U0-G5	B5-U0-G5	
	Lumens per Watt	154	143	134	128	151	143	133	127	152	144	134	128	
SLL/SLR	Lumens	16,870	20,688	25,605	28,089	20,793	25,496	31,559	34,620	24,908	30,545	37,805	41,472	
	BUG Rating	B2-U0-G4	B3-U0-G4	B3-U0-G5	B3-U0-G5	B3-U0-G4	B3-U0-G5	B3-U0-G5	B3-U0-G5	B3-U0-G5	B3-U0-G5	B3-U0-G5	B3-U0-G5	
	Lumens per Watt	131	121	114	109	128	121	113	108	129	123	114	109	
RW	Lumens	19,519	23,935	29,625	32,498	24,057	29,500	36,512	40,054	28,818	35,340	43,739	47,982	
	BUG Rating	B4-U0-G2	B4-U0-G2	B5-U0-G3	B5-U0-G3	B4-U0-G2	B5-U0-G3	B5-U0-G3	B5-U0-G3	B5-U0-G3	B5-U0-G3	B5-U0-G4	B5-U0-G4	
	Lumens per Watt	151	140	132	126	149	140	131	125	149	142	131	126	
AFL	Lumens	19,571	24,000	29,705	32,586	24,121	29,578	36,611	40,162	28,896	35,434	43,858	48,112	
	BUG Rating	B2-U0-G2	B3-U0-G2	B3-U0-G3	B3-U0-G3	B3-U0-G2	B3-U0-G3	B3-U0-G3	B3-U0-G3	B3-U0-G3	B3-U0-G3	B3-U0-G3	B3-U0-G3	
	Lumens per Watt	152	140	132	126	149	141	131	126	150	142	132	126	

NOTES: 1. Photometric data published here for 740, 750, 760 Color Temperature options. For other options, refer to published IES files on product webpage or Supplemental Performance Tables.

SB Light Squares, 4000K CCT, 70 CRI

Number of Light Squares	SB1A	SB1B	SB1C	SB1D	SB2A	SB2B	SB2C	SB2D	SB3A	SB3B	SB3C	SB3D	
Square Count	1	1	1	1	2	2	2	2	3	3	3	3	
Output Level	1	2	3	4	1	2	3	4	1	2	3	4	
Drive Current (mA)	350	450	615	900	350	450	615	900	350	450	615	900	
Power (Watts)	31	40	54	80	57	74	101	148	85	109	149	218	
Input Current @ 120V	0.26	0.33	0.43	0.63	0.48	0.62	0.85	1.23	0.71	0.91	1.25	1.84	
Input Current @ 208V	0.15	0.19	0.25	0.36	0.28	0.37	0.49	0.70	0.42	0.53	0.72	1.04	
Input Current @ 240V	0.13	0.16	0.22	0.32	0.24	0.32	0.43	0.61	0.37	0.46	0.62	0.91	
Input Current @ 277V	0.12	0.15	0.19	0.28	0.21	0.29	0.38	0.53	0.33	0.41	0.55	0.81	
Input Current @ 347V	-	0.11	0.15	0.21	-	0.21	0.29	0.43	0.24	0.31	0.43	0.64	
Input Current @ 480V	-	0.08	0.11	0.16	-	0.16	0.21	0.31	0.18	0.23	0.31	0.47	
Distribution													
T1	Lumens	4,813	6,042	8,037	10,920	9,624	12,081	16,067	21,831	14,438	18,125	24,105	32,754
	BUG Rating	B2-U0-G1	B3-U0-G1	B3-U0-G1	B3-U0-G2	B3-U0-G1	B3-U0-G2	B4-U0-G2	B4-U0-G2	B4-U0-G2	B4-U0-G2	B4-U0-G2	B5-U0-G3
	Lumens per Watt	155	151	149	137	169	163	159	148	170	166	162	150
T2	Lumens	4,822	6,053	8,049	10,938	9,639	12,100	16,092	21,866	14,462	18,154	24,144	32,806
	BUG Rating	B1-U0-G1	B1-U0-G1	B2-U0-G2	B2-U0-G2	B2-U0-G2	B2-U0-G2	B3-U0-G3	B3-U0-G3	B3-U0-G3	B3-U0-G3	B3-U0-G3	B4-U0-G4
	Lumens per Watt	156	151	149	137	169	164	159	148	170	167	162	150
T2R	Lumens	4,956	6,222	8,275	11,243	9,909	12,438	16,542	22,477	14,866	18,661	24,819	33,724
	BUG Rating	B1-U0-G1	B1-U0-G1	B1-U0-G2	B2-U0-G2	B2-U0-G2	B2-U0-G2	B2-U0-G2	B3-U0-G3	B2-U0-G2	B2-U0-G2	B3-U0-G3	B3-U0-G4
	Lumens per Watt	160	156	153	141	174	168	164	152	175	171	167	155
T3	Lumens	4,870	6,112	8,129	11,046	9,734	12,220	16,252	22,084	14,605	18,334	24,384	33,132
	BUG Rating	B1-U0-G1	B1-U0-G1	B2-U0-G2	B2-U0-G2	B2-U0-G2	B2-U0-G2	B3-U0-G3	B3-U0-G3	B2-U0-G2	B3-U0-G3	B3-U0-G3	B3-U0-G4
	Lumens per Watt	157	153	151	138	171	165	161	149	172	168	164	152
T3R	Lumens	4,996	6,271	8,340	11,332	9,987	12,537	16,674	22,656	14,983	18,809	25,015	33,990
	BUG Rating	B1-U0-G1	B1-U0-G2	B1-U0-G2	B2-U0-G2	B2-U0-G2	B2-U0-G2	B2-U0-G3	B3-U0-G3	B2-U0-G2	B3-U0-G3	B3-U0-G4	B3-U0-G4
	Lumens per Watt	161	157	154	142	175	169	165	153	176	173	168	156
T4FT	Lumens	4,809	6,037	8,030	10,910	9,614	12,069	16,053	21,812	14,426	18,109	24,083	32,724
	BUG Rating	B1-U0-G2	B1-U0-G2	B1-U0-G2	B2-U0-G3	B2-U0-G2	B2-U0-G3	B2-U0-G3	B3-U0-G4	B2-U0-G3	B3-U0-G3	B3-U0-G4	B3-U0-G5
	Lumens per Watt	155	151	149	136	169	163	159	147	170	166	162	150
T4W	Lumens	4,856	6,097	8,108	11,017	9,709	12,188	16,209	22,025	14,566	18,286	24,319	33,045
	BUG Rating	B1-U0-G2	B1-U0-G2	B2-U0-G2	B2-U0-G2	B2-U0-G2	B2-U0-G3	B3-U0-G3	B3-U0-G4	B2-U0-G3	B3-U0-G4	B3-U0-G4	B3-U0-G5
	Lumens per Watt	157	152	150	138	170	165	160	149	171	168	163	152
SL2	Lumens	4,837	6,071	8,075	10,972	9,669	12,138	16,143	21,935	14,507	18,210	24,220	32,909
	BUG Rating	B1-U0-G1	B1-U0-G1	B2-U0-G2	B2-U0-G2	B2-U0-G2	B2-U0-G2	B3-U0-G3	B3-U0-G3	B2-U0-G2	B3-U0-G3	B3-U0-G3	B3-U0-G4
	Lumens per Watt	156	152	150	137	170	164	160	148	171	167	163	151
SL3	Lumens	4,756	5,970	7,940	10,788	9,508	11,935	15,873	21,568	14,264	17,906	23,815	32,359
	BUG Rating	B1-U0-G2	B1-U0-G2	B1-U0-G2	B2-U0-G3	B1-U0-G3	B2-U0-G3	B2-U0-G3	B3-U0-G4	B2-U0-G3	B2-U0-G3	B3-U0-G4	B3-U0-G5
	Lumens per Watt	153	149	147	135	167	161	157	146	168	164	160	148
SL4	Lumens	4,824	6,055	8,053	10,942	9,643	12,105	16,100	21,876	14,468	18,161	24,154	32,820
	BUG Rating	B1-U0-G2	B2-U0-G2	B2-U0-G2	B2-U0-G3	B2-U0-G3	B2-U0-G3	B3-U0-G3	B3-U0-G4	B3-U0-G3	B3-U0-G3	B3-U0-G4	B4-U0-G5
	Lumens per Watt	156	151	149	137	169	164	159	148	170	167	162	151
5NQ	Lumens	5,099	6,401	8,513	11,567	10,194	12,796	17,019	23,125	15,294	19,199	25,534	34,695
	BUG Rating	B2-U0-G1	B2-U0-G1	B3-U0-G1	B3-U0-G1	B3-U0-G1	B3-U0-G2	B4-U0-G2	B4-U0-G2	B3-U0-G2	B4-U0-G2	B4-U0-G2	B5-U0-G3
	Lumens per Watt	164	160	158	145	179	173	169	156	180	176	171	159
5MQ	Lumens	5,096	6,397	8,507	11,560	10,187	12,789	17,009	23,111	15,285	19,187	25,518	34,674
	BUG Rating	B3-U0-G1	B3-U0-G1	B3-U0-G2	B4-U0-G2	B3-U0-G2	B4-U0-G2	B4-U0-G2	B5-U0-G3	B4-U0-G2	B4-U0-G2	B5-U0-G3	B5-U0-G4
	Lumens per Watt	164	160	158	144	179	173	168	156	180	176	171	159
5WQ	Lumens	4,922	6,179	8,217	11,165	9,840	12,352	16,428	22,322	14,763	18,532	24,647	33,490
	BUG Rating	B3-U0-G1	B3-U0-G1	B3-U0-G2	B4-U0-G2	B4-U0-G2	B4-U0-G2	B4-U0-G2	B5-U0-G3	B4-U0-G2	B5-U0-G3	B5-U0-G3	B5-U0-G4
	Lumens per Watt	159	154	152	140	173	167	163	151	174	170	165	154
SLL/SLR	Lumens	4,848	6,086	8,094	10,999	9,693	12,168	16,183	21,989	14,543	18,256	24,279	32,991
	BUG Rating	B1-U0-G2	B1-U0-G2	B2-U0-G3	B2-U0-G3	B2-U0-G3	B2-U0-G3	B3-U0-G4	B3-U0-G4	B2-U0-G3	B3-U0-G4	B3-U0-G5	B3-U0-G5
	Lumens per Watt	156	152	150	137	170	164	160	149	171	167	163	151
RW	Lumens	5,011	6,290	8,366	11,367	10,017	12,575	16,725	22,725	15,030	18,866	25,092	34,095
	BUG Rating	B2-U0-G1	B3-U0-G1	B3-U0-G1	B3-U0-G2	B3-U0-G1	B3-U0-G2	B4-U0-G2	B4-U0-G2	B4-U0-G2	B4-U0-G2	B4-U0-G2	B5-U0-G3
	Lumens per Watt	162	157	155	142	176	170	166	154	177	173	168	156
AFL	Lumens	4,949	6,213	8,263	11,227	9,893	12,420	16,518	22,444	14,844	18,633	24,781	33,673
	BUG Rating	B1-U0-G1	B1-U0-G1	B1-U0-G1	B2-U0-G2	B2-U0-G1	B2-U0-G2	B2-U0-G2	B3-U0-G2	B2-U0-G2	B3-U0-G2	B3-U0-G2	B3-U0-G3
	Lumens per Watt	160	155	153	140	174	168	164	152	175	171	166	154

SB Light Squares, 4000K CCT, 70 CRI

Number of Light Squares	SB4A	SB4B	SB4C	SB4D	SB5A	SB5B	SB5C	SB5D	SB6A	SB6B	SB6C	SB6D	
Square Count	4	4	4	4	5	5	5	5	6	6	6	6	
Output Level	1	2	3	4	1	2	3	4	1	2	3	4	
Drive Current (mA)	350	450	615	900	350	450	615	900	350	450	615	900	
Power (Watts)	114	147	201	294	142	183	250	365	171	220	301	440	
Input Current @ 120V	0.95	1.25	1.71	2.46	1.20	1.54	2.11	3.09	1.43	1.83	2.51	3.68	
Input Current @ 208V	0.55	0.73	0.99	1.41	0.70	0.90	1.21	1.77	0.83	1.06	1.44	2.09	
Input Current @ 240V	0.48	0.65	0.87	1.22	0.61	0.79	1.06	1.56	0.74	0.93	1.25	1.82	
Input Current @ 277V	0.42	0.58	0.77	1.07	0.54	0.70	0.93	1.40	0.66	0.82	1.10	1.62	
Input Current @ 347V	0.32	0.43	0.58	0.89	0.41	0.53	0.72	1.08	0.49	0.63	0.86	1.28	
Input Current @ 480V	0.23	0.32	0.42	0.70	0.30	0.39	0.52	0.82	0.36	0.46	0.62	0.95	
Distribution													
T1	Lumens	19,286	24,211	32,199	43,751	24,309	30,515	40,584	55,145	29,182	36,632	48,719	66,200
	BUG Rating	B4-U0-G2	B4-U0-G2	B5-U0-G3	B5-U0-G4	B4-U0-G2	B5-U0-G3	B5-U0-G3	B5-U0-G4	B5-U0-G3	B5-U0-G3	B5-U0-G4	B5-U0-G5
	Lumens per Watt	169	165	160	149	171	167	162	151	171	167	162	150
T2	Lumens	19,317	24,249	32,251	43,821	24,348	30,563	40,648	55,233	29,228	36,691	48,797	66,305
	BUG Rating	B3-U0-G3	B3-U0-G3	B4-U0-G4	B4-U0-G5	B3-U0-G3	B3-U0-G4	B4-U0-G4	B4-U0-G5	B3-U0-G4	B4-U0-G4	B4-U0-G5	B5-U0-G5
	Lumens per Watt	169	165	160	149	171	167	163	151	171	167	162	151
T2R	Lumens	19,857	24,927	33,153	45,047	25,028	31,418	41,785	56,777	30,046	37,717	50,161	68,158
	BUG Rating	B3-U0-G3	B3-U0-G3	B3-U0-G4	B3-U0-G4	B3-U0-G3	B3-U0-G4	B3-U0-G4	B4-U0-G5	B3-U0-G4	B3-U0-G4	B4-U0-G5	B4-U0-G5
	Lumens per Watt	174	170	165	153	176	172	167	156	176	171	167	155
T3	Lumens	19,509	24,489	32,570	44,256	24,589	30,867	41,052	55,780	29,518	37,055	49,282	66,962
	BUG Rating	B3-U0-G3	B3-U0-G3	B3-U0-G4	B4-U0-G5	B3-U0-G3	B3-U0-G4	B4-U0-G4	B4-U0-G5	B3-U0-G4	B3-U0-G4	B4-U0-G5	B4-U0-G5
	Lumens per Watt	171	167	162	151	173	169	164	153	173	168	164	152
T3R	Lumens	20,014	25,124	33,414	45,402	25,226	31,666	42,115	57,226	30,283	38,014	50,558	68,698
	BUG Rating	B3-U0-G3	B3-U0-G4	B3-U0-G4	B4-U0-G5	B3-U0-G4	B3-U0-G4	B3-U0-G5	B4-U0-G5	B3-U0-G4	B3-U0-G5	B4-U0-G5	B4-U0-G5
	Lumens per Watt	176	171	166	154	178	173	168	157	177	173	168	156
T4FT	Lumens	19,269	24,189	32,170	43,712	24,286	30,488	40,547	55,095	29,155	36,599	48,675	66,139
	BUG Rating	B3-U0-G3	B3-U0-G4	B3-U0-G5	B4-U0-G5	B3-U0-G4	B3-U0-G4	B3-U0-G5	B4-U0-G5	B3-U0-G4	B3-U0-G5	B4-U0-G5	B4-U0-G5
	Lumens per Watt	169	165	160	149	171	167	162	151	170	166	162	150
T4W	Lumens	19,458	24,426	32,485	44,140	24,524	30,786	40,945	55,634	29,441	36,957	49,152	66,787
	BUG Rating	B3-U0-G4	B3-U0-G4	B3-U0-G5	B4-U0-G5	B3-U0-G4	B3-U0-G5	B4-U0-G5	B4-U0-G5	B3-U0-G5	B3-U0-G5	B4-U0-G5	B4-U0-G5
	Lumens per Watt	171	166	162	150	173	168	164	152	172	168	163	152
SL2	Lumens	19,378	24,325	32,351	43,958	24,424	30,660	40,776	55,405	29,320	36,806	48,950	66,512
	BUG Rating	B3-U0-G3	B3-U0-G3	B3-U0-G4	B4-U0-G5	B3-U0-G3	B3-U0-G4	B4-U0-G4	B4-U0-G5	B3-U0-G4	B4-U0-G4	B4-U0-G5	B4-U0-G5
	Lumens per Watt	170	165	161	150	172	168	163	152	171	167	163	151
SL3	Lumens	19,054	23,918	31,811	43,223	24,016	30,147	40,095	54,480	28,830	36,191	48,132	65,400
	BUG Rating	B2-U0-G4	B3-U0-G4	B3-U0-G5	B3-U0-G5	B3-U0-G4	B3-U0-G5	B3-U0-G5	B4-U0-G5	B3-U0-G5	B3-U0-G5	B3-U0-G5	B4-U0-G5
	Lumens per Watt	167	163	158	147	169	165	160	149	169	165	160	149
SL4	Lumens	19,325	24,260	32,264	43,840	24,358	30,577	40,666	55,256	29,240	36,706	48,818	66,333
	BUG Rating	B3-U0-G4	B3-U0-G4	B4-U0-G5	B4-U0-G5	B3-U0-G4	B4-U0-G5	B4-U0-G5	B5-U0-G5	B3-U0-G5	B4-U0-G5	B4-U0-G5	B5-U0-G5
	Lumens per Watt	170	165	161	149	172	167	163	151	171	167	162	151
5NQ	Lumens	20,429	25,645	34,107	46,344	25,749	32,323	42,988	58,413	30,911	38,803	51,607	70,122
	BUG Rating	B4-U0-G2	B4-U0-G2	B5-U0-G3	B5-U0-G3	B4-U0-G2	B5-U0-G2	B5-U0-G3	B5-U0-G4	B5-U0-G2	B5-U0-G3	B5-U0-G4	B5-U0-G4
	Lumens per Watt	179	174	170	158	181	177	172	160	181	176	171	159
5MQ	Lumens	20,417	25,630	34,086	46,317	25,734	32,304	42,963	58,378	30,892	38,780	51,576	70,080
	BUG Rating	B4-U0-G2	B5-U0-G3	B5-U0-G4	B5-U0-G4	B5-U0-G3	B5-U0-G4	B5-U0-G4	B5-U0-G5	B5-U0-G3	B5-U0-G4	B5-U0-G5	B5-U0-G5
	Lumens per Watt	179	174	170	158	181	177	172	160	181	176	171	159
5WQ	Lumens	19,720	24,755	32,923	44,735	24,855	31,201	41,496	56,384	29,838	37,456	49,815	67,688
	BUG Rating	B5-U0-G3	B5-U0-G3	B5-U0-G4	B5-U0-G5	B5-U0-G3	B5-U0-G4	B5-U0-G4	B5-U0-G5	B5-U0-G4	B5-U0-G4	B5-U0-G5	B5-U0-G5
	Lumens per Watt	173	168	164	152	175	170	166	154	174	170	165	154
SLL/SLR	Lumens	19,426	24,386	32,432	44,068	24,484	30,736	40,877	55,544	29,393	36,897	49,072	66,677
	BUG Rating	B3-U0-G4	B3-U0-G5	B3-U0-G5	B4-U0-G5	B3-U0-G5	B3-U0-G5	B4-U0-G5	B4-U0-G5	B3-U0-G5	B4-U0-G5	B4-U0-G5	B4-U0-G5
	Lumens per Watt	170	166	161	150	172	168	164	152	172	168	163	152
RW	Lumens	20,076	25,202	33,516	45,542	25,303	31,764	42,245	57,401	30,376	38,131	50,713	68,909
	BUG Rating	B4-U0-G2	B4-U0-G2	B5-U0-G3	B5-U0-G4	B4-U0-G2	B5-U0-G3	B5-U0-G3	B5-U0-G4	B5-U0-G3	B5-U0-G3	B5-U0-G4	B5-U0-G4
	Lumens per Watt	176	171	167	155	178	174	169	157	178	173	168	157
AFL	Lumens	19,828	24,890	33,102	44,979	24,991	31,371	41,723	56,692	30,001	37,661	50,087	68,057
	BUG Rating	B3-U0-G2	B3-U0-G2	B3-U0-G3	B3-U0-G3	B3-U0-G2	B3-U0-G3	B3-U0-G3	B4-U0-G4	B3-U0-G3	B3-U0-G3	B4-U0-G4	B4-U0-G4
	Lumens per Watt	174	169	165	153	176	171	167	155	175	171	166	155

Control Options

0-10V

This fixture provides 0-10V dimming wire leads for use with a lighting control panel or other control method.

Photocontrol (PR and PR7)

Photocontrol receptacles provide a flexible solution to enable "dusk-to-dawn" lighting by sensing light levels. Advanced control systems compatible with NEMA 7-PIN standards can be utilized with the PR7 receptacle.

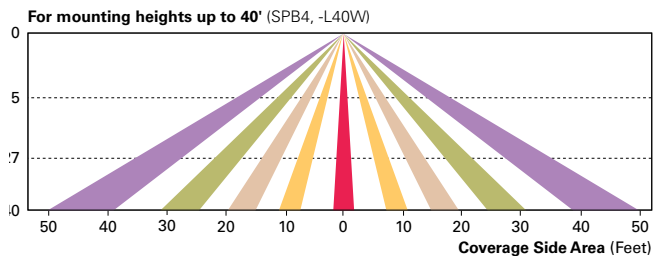
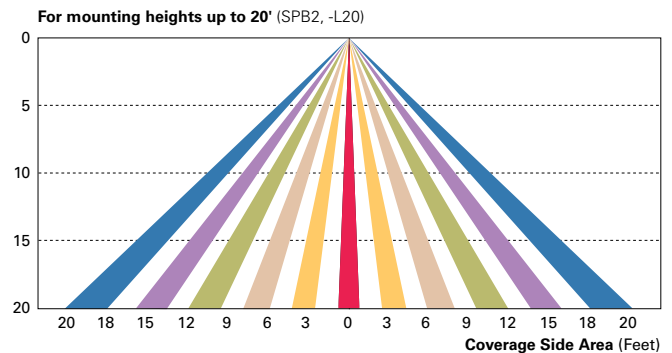
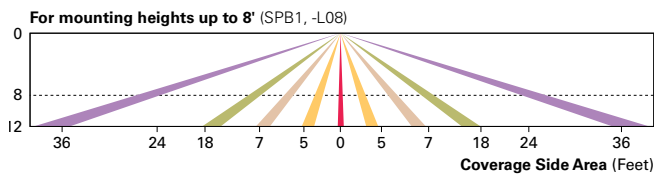
After Hours Dim (AHD)

This feature allows photocontrol-enabled luminaires to achieve additional energy savings by dimming during scheduled portions of the night. The dimming profile will automatically take effect after a "dusk-to-dawn" period has been calculated from the photocontrol input. Specify the desired dimming profile for a simple, factory-shipped dimming solution requiring no external control wiring. Reference the After Hours Dim supplemental guide for additional information.

Dimming Occupancy Sensor (SPB, MS/DIM-LXX, MS/X-LXX and MS-LXX)

When a sensor for dimming operation (MS/DIM) option is selected, the luminaire will dim down to approximately 50 percent power after five minutes of no activity detected. When activity is detected, the luminaire returns to full light output. When a sensor for ON/OFF operation (MS-LXX) is selected, the luminaire will turn off after five minutes of no activity. When a sensor for bi-level operation (MS/X) is selected, the specified number of light engines will shut off after five minutes of inactivity. The remaining light engines will remain on. The SPB sensor is factory preset to dim down to approximately 10% power with a time delay of five minutes. The SPB requires the Sensor Configuration mobile application by Wattstopper or iOS and Android devices to change factory default dimming level, time delay, sensitivity and other parameters.

These occupancy sensors include an integral photocell that can be activated or inactivated with the programming remote / configuration tool for "dusk-to-dawn" control or daylight harvesting - the factory preset is OFF (Disabled.) The programming remote / tool is a wireless tool that can be utilized to change the dimming level, time delay, sensitivity and other parameters. A variety of sensor lenses are available to optimize the coverage pattern for mounting heights from 8'-40'.



WaveLinx Wireless Control and Monitoring System Available in 7-PIN configurations, the WaveLinx Outdoor control platform operates on a wireless mesh network based on IEEE 802.15.4 standards enabling wireless control of outdoor lighting. Use the WaveLinx Mobile application for set-up and configuration. At least one Wireless Area Controller (WAC) is required for full functionality and remote communication (including adjustment of any factory pre-sets).

WaveLinx Outdoor Control Module (WOLC-7P-10A) A photocontrol that enables astronomical or time-based schedules to provide ON, OFF and dimming control of fixtures utilizing a 7-PIN receptacle. The out-of-box functionality is ON at dusk and OFF at dawn.

Enlighted Wireless Control and Monitoring System (LWR-LW and LWR-LN)

Enlighted is a connected lighting solution that combines LED luminaires with an integrated wireless sensor system. The sensor controls the lighting system in compliance with the latest energy codes and collects valuable data about building performance and use. Software applications turn the granular data into information through energy dashboards and specialized apps that make it simple and help optimize the use of building resources, beyond lighting.

