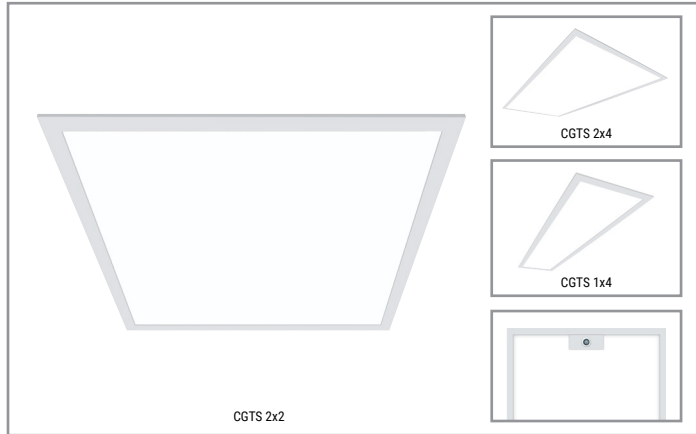


Project		Catalog #		Type	
Prepared by		Notes		Date	



Metalux

CGTS Selectable Lumens and CCT

1x4, 2x2, 2x4 LED Backlit Panel

Typical Applications

Offices • Education • Healthcare • Retail

Product Certification



Product Features



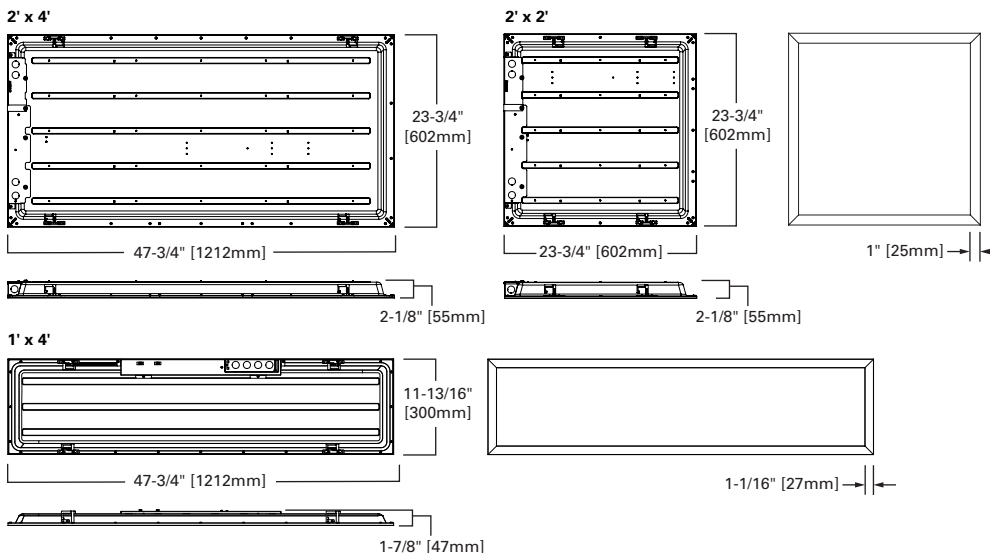
Interactive Menu

- Order Information page 2
- Photometric Data page 5
- Product Warranty

Top Product Features

- Three color temperature and three lumen package choices for use in a variety of applications
- Selectable switches are located on top of the junction box, for quick adjustment before and after installation
- Acrylic micro-optics provide uniform illumination across the entire lens
- Extruded aluminum frame tightly seals to the housing for optimal performance and aesthetics
- Minimum fixture height ideal for shallow plenum
- Integral WaveLinx LITE controls in stock
- Factory installed 8 Watt emergency LED driver in stock

CGTS Dimensions



See page 3 for Junction Box details for CGTS



CGTS Stock SKUs

Catalog Number	Description	Unit Carton UPC
14CGTS-L3C3	1X4 CGTS 3 Selectable Lumens & CCTs	080083282517
14CGTS-L3C3-WLS	1X4 CGTS 3 Selectable Lumens & CCTs WaveLinx LITE	080083306015
14CGTS-L3C3-EL8W	1X4 CGTS 3 Selectable Lumens & CCTs 8 Watt Emergency Battery Backup	080083306046
22CGTS-L3C3	2X2 CGTS 3 Selectable Lumens & CCTs	080083194728
22CGTS-L3C3-WLS	2X2 CGTS 3 Selectable Lumens & CCTs WaveLinx LITE	080083306022
22CGTS-L3C3-EL8W	2X2 CGTS 3 Selectable Lumens & CCTs 8 Watt Emergency Battery Backup	080083306053
24CGTS-L3C3	2X4 CGTS 3 Selectable Lumens & CCTs	080083194704
24CGTS-L3C3-WLS	2X4 CGTS3 Selectable Lumens & CCTs WaveLinx LITE	080083306039
24CGTS-L3C3-EL8W	2X4 CGTS 3 Selectable Lumens & CCTs 8 Watt Emergency Battery Backup	080083306060

CGTS Ordering Information/Performance

Default CCT/Lumen Setting: 4000K/Medium

Size	Catalog	UPC	Lumen Setting	CCT	CRI (Min)	Delivered Nominal Lumens	Watts	Efficacy (lm/W)	Glare Performance	
									UGR ⁽¹⁾	Max Luminance ⁽¹⁾
1x4	14CGTS-L3C3	080083282517	Low	3500K	80	2684	20.3	132.2	20.5	3079
				4000K	80	2788	20.3	137.3	20.7	3198
				5000K	80	2742	20.3	135.1	20.6	3146
			Medium	3500K	80	4236	29	146.1	22.1	4859
				4000K	80	4400	29	151.7	22.2	5048
				5000K	80	4328	29	149.2	22.2	4965
			High	3500K	80	4614	34.1	135.3	22.4	5293
				4000K	80	4792	34.1	140.5	22.5	5497
				5000K	80	4714	34.1	138.2	22.5	5408
2x2	22CGTS-L3C3	080083194728	Low	3500K	80	2837	18.5	153.4	20.5	2379
				4000K	80	2854	18.5	154.3	20.5	2393
				5000K	80	2817	18.5	152.3	20.5	2362
			Medium	3500K	80	4048	27.7	146.1	21.8	3394
				4000K	80	4072	27.7	147	21.8	3414
				5000K	80	4019	27.7	145.1	21.7	3370
			High	3500K	80	4658	32.2	144.7	22.2	3906
				4000K	80	4686	32.2	145.5	22.3	3929
				5000K	80	4625	32.2	143.6	22.2	3878
2x4	24CGTS-L3C3	080083194704	Low	3500K	80	4243	28.8	147.3	19.2	2177
				4000K	80	4461	28.8	154.9	19.4	2289
				5000K	80	4299	28.8	149.3	19.3	2206
			Medium	3500K	80	5843	41.6	140.5	20.3	2998
				4000K	80	6143	41.6	147.7	20.5	3152
				5000K	80	5919	41.6	142.3	20.4	3037
			High	3500K	80	6876	50.8	135.4	20.9	3528
				4000K	80	7229	50.8	142.3	21.1	3709
				5000K	80	6966	50.8	137.1	20.9	3574

Notes:

(1) UGR values per CIE 190:2010 with 4H, 8H, Reflectance: 70% Ceiling, 50% Wall, 20% Ref. Plane.

Luminance measured at 45-90 degrees from nadir.

UGR and Luminance values that meet WELL v2 L04 requirements for Managing Glare are shown with green highlighted cell (UGR < 16, Luminance < 6,000).

UGR and Luminance values that meet LEED v4.1 requirements for Glare Control are shown with green text (UGR < 19, Luminance < 7,000).

Key

	Meets WELL v2
TEXT	Meets LEED v4.1

Options

CGTS Options

Catalog	Description	Example	Notes
WLS	WaveLinx LITE Sensor	22CGTS-L3C3-WLS	Stocked Option. Not available with EL8W EM option
EL8W ⁽¹⁾	8W EM Installed with Integral Test Button	22CGTS-L3CL3-EL8W	Stocked Option. Not available with models that have WLS sensors
EL14W ⁽¹⁾	14W EM Pack, Installed	24CGTS-L3C3-EL14W	Remote Indicator/Test Switch
A3/8-4/18GDIM	6' Length, 3/8" Cable, 2 Wire, 2 Dimming Leads, Ground	24CGTS-L3C3-A3/8-4/18GDIM	
EL14W-A3/8-5/18GDIM	14W EM Pack, Installed, and 6' Flex, 3/8" Cable, 3 Wire, 2 Dimming Leads, Ground	24CGTS-L3C3-EL14W-A3/8-5/18GDIM	EL14W can be used with only 5/18G flex. EM pack is always specified before (to the left of) the flex, in the catalog number.

Notes: (1) Factory installed with remote test switch/indicator/laser test. For approximate delivered lumens multiply the lumens per watt of the desired fixture by the wattage of the emergency battery pack (100 lm/W x 7=700 lumens). IES-format photometry for luminaire under emergency operation available. Battery option increases total height by 1 inch.

Integrated Control Options

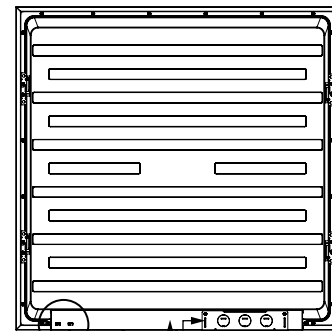
Option	Description	Example
WLS	WaveLinx LITE Sensor	14CGTS-L3C3-WLS

CGTS Shipping Data


	1x4	2x2	2x4
Weight (lb.)	9.18	8.3	14.5
Pallet Qty	54	36	20
Pallet Size	53" x 49"		

CGTS Driver Enclosure / Junction Box

Top View (2' x 2')



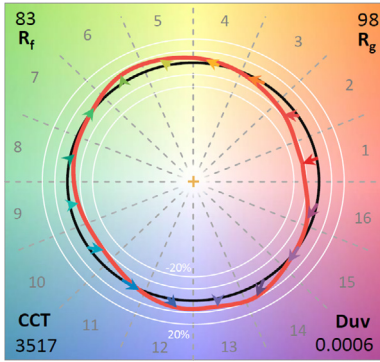
Detail A
 18-1/2" [470mm]
 6-5/16" [160mm]
Driver Enclosure **Junction Box**
 Overall height=1-3/4" (3) 7/8" KOs on top
 (1) 7/8" KO on end



Detail A – Switch Location, Standard 4000K/Medium

**TM-30 DATA FOR 80 CRI, SELECTABLE CCT
(3500K SETTING)**

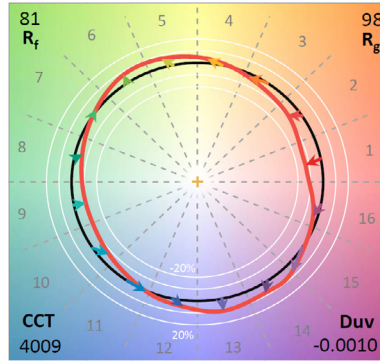
ANSI/IES TM-30-18 Color Rendition Report



— Reference Illuminant — Test Source

**TM-30 DATA FOR 80 CRI, SELECTABLE CCT
(4000K SETTING)**

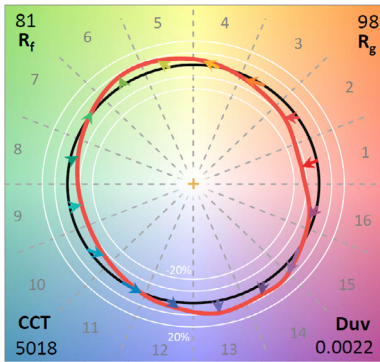
ANSI/IES TM-30-18 Color Rendition Report



— Reference Illuminant — Test Source

**TM-30 DATA FOR 80 CRI, SELECTABLE CCT
(5000K SETTING)**

ANSI/IES TM-30-18 Color Rendition Report



— Reference Illuminant — Test Source

TM-30 data is extrapolated from LM-79 integrating sphere tests. Contact factory for specific TM-30 data.

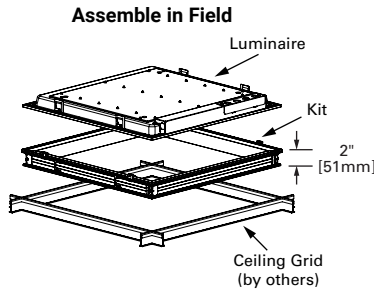
CRI	CCT	CRI	R _f	R _g	R ₉
80	3500K	83	81	98	4.5
	4000K	83	81	98	6.0
	5000K	81	81	98	3.0

Regress Frame Ordering Information

Field Assembly Kit

Regress Mount Kit

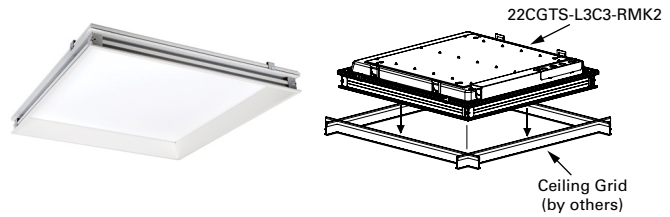
Catalog No.	Description	UPC	Size
RMK2-14-W	1x4 Regress Mount Kit	080083288021	1x4
RMK2-22-W	2x2 Regress Mount Kit	080083287185	2x2
RMK2-24-W	2x4 Regress Mount Kit	080083288007	2x4



Factory Installed with Luminaire

Catalog	Description	Example	Notes
-RMK2	1x4, 2x2 or 2x4 assembled together with luminaire. Ships as one unit – Regress frame and Fixture	14CGTS-L3C3-RMK2	Fits CGTS, CGT, FPS, FP
		22CGTS-L3C3-RMK2	
		24CGTS-L3C3-RMK2	

Ships Complete - Ready to Install



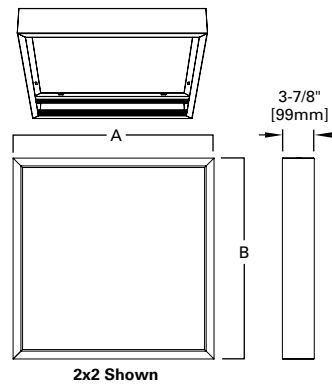
Accessories

Surface Mounting Kit For project labor savings alternative - reference the [Multi-Mount Selectable Panel](#)

Catalog No.	Description	UPC	Kit Height
CGTSURF24 ⁽¹⁾	2x4 CGT Surface Mount Kit	080083083107	3-7/8"
CGTSURF22 ⁽¹⁾	2x2 CGT Surface Mount Kit	080083083121	3-7/8"
CGTSURF14 ⁽¹⁾	1x4 CGT Surface Mount Kit	080083083145	3-7/8"
SK-xx-WT ⁽³⁾	SK Surface Mount Kit	080083719372 (SK-24) 080083719396 (SK-22) 080083906703 (SK-14)	6-1/4"
SMK-24-W	2' x 4' Surface Mount Kit	080083295234	4"
SMK-22-W	2' x 2' Surface Mount Kit	080083295227	4"
SMK-14-W	1' x 4' Surface Mount Kit	080083295210	4"

Note: (1) Cannot be used with EL10W, EL10WSD, GTRD, 100HE lumen output, MWS, or 347V with alternative driver. Metalux Universal Surface Mount kits are compatible with these configurations – see #SK-24, #SK-22, and #SK-14. (2) SMK works with EL, Flex and GTRD options, [see link](#). (3) [Metalux Universal Surface Mount](#)

Surface Mount Kit Dimensions



Suspension Kit

Catalog	UPC	Description
FPSUS24-B	080083876686	Y-hanger suspension kit, sleeved cable with carabiner, SO cord, connectors and round 4" J-box cover plate
FPSUS24	080083258895	Y-hanger suspension cable kit with carabiner, SO cord, connectors and round 4" J-box cover plate

Mounting height from ceiling
Min. = 7-1/4" [184mm]
Max. = 27" [286mm]

Drywall Frame Kit

Catalog No.	Description	UPC
DF-24W-U	2x4 dry wall frame kit	0662401232970
DF-22W-U	2x2 dry wall frame kit	0662401232963
DF-14W-U	1x4 dry wall frame kit	0662401232949

CGTS Product Specifications

Construction

- Die-formed steel back plate is post-painted to ensure durability
- Housing is constructed absent of holes
- Aluminum frame weld and ground, for a seamless appearance

Mounting

- Integral grid clips secure fixture to the ceiling structure
- Junction box constructed of code gauge galvanized steel with access plate
- Multiple 7/8" KO's provided, suitable for up to 12AWG wiring
- Surface and suspension kits available for use in grid or hard surfaces
- Factory installed flexible cable with dimming leads available

Controls

- Standard UNV 120 - 277V driver with 0-10V dimming, 10% standard
- Can be used with tile mounted sensor or other remote mount controls
- Stocked WaveLinX LITE option
- Selectable driver for three color temperature choices and three lumen package choices

Electrical

- CGTS projected lumen maintenance based on TM21 testing standards is >L82@60,000 hours
- Driver rated for FCC part 15 Class B for use in residential or commercial applications
- LEDs are 80 CRI (minimum) and switch to 3500K, 4000K, or 5000K.
- Emergency battery pack options: stocked 8W, factory installable 14W option
- Default CCT/Lumen Setting: 4000K/Medium

Optical Shielding

- Acrylic micro-optics enable uniform distribution of LEDs for uniform lens illumination
- Smooth, frosted lens delivers uniform illumination across the entire lens
- Durable lens with surface texture to minimize scratch and impact damage

Regress Frame

- Factory installed option available for ship complete, single unit to speed install. See fixture ordering logic
- Fits CGTS, CGT, FPS, and FP. Consult factory for additional luminaire choices
- Extruded aluminum frame with miter corners at 2" nominal height
- Regress kit does not alter design or construction of luminaire
- Accessory kit also available

Certifications

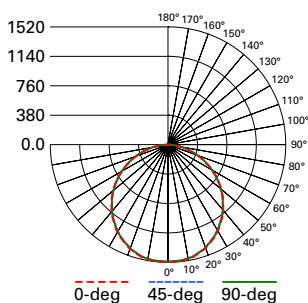
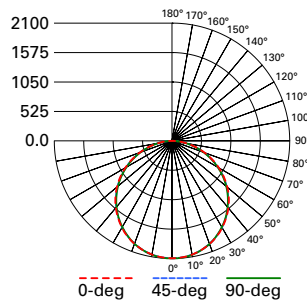
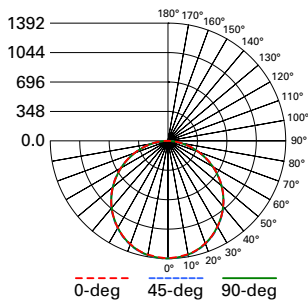
- cULus listed for 25C ambient environments, indoor applications
- IC rated for direct insulation contact
- UL damp location listed
- IESNA LM-79 and LM-80 standards compliant
- Qualifies as State of California Title 24 high efficiency luminaire
- FCC part 15 class B (residential) compliant
- DesignLights Consortium® Qualified and classified for DLC standard. Refer to the DLC Qualified Products list at www.designlights.org/QPL to confirm which versions are qualified
- Meets IP5X rating from the room side with no modification needed
- Fixture is rated for NSF/ANSI standard 2 - Light fixture for Splash Zone and Non-Food Zone

Warranty

- Five year limited standard warranty
- Extended ten year limited warranty available

CGTS Photometric Data

[View IES files](#)



Control Solutions

- WaveLinX LITE wireless



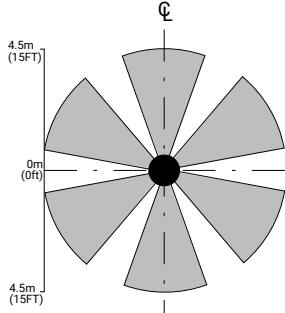
The CGRK with WaveLinX offers no-hassle lighting control with multiple luminaire level control solutions.



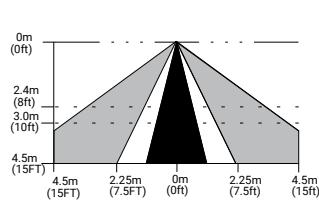
WaveLinX LITE is a cost effective, wireless digital lighting control solution, with out-of-the-box functionality, that saves energy and meets code. It's designed for applications that require occupancy-based, daylighting, or manual light control. Customize installations for office, education, warehouse and parking garages using the secure, simple mobile app.

Integrated Sensor Coverage Pattern

TOP VIEW:



SIDE VIEW:



Note: Installation of integrated sensors within 3-ft (1m) of HVAC air vents is not recommended. The pattern shown is intended solely as a general guide and is not to scale.

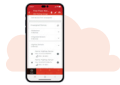
With Integrated WaveLinX Sensor



Integrated Controls Options					
Option	Out of the Box Functionality	Luminaire Level Lighting Control (LLC)	Automatic Dimming Photocell	Occupancy Sensing	CCT Control
WLS	X	X	X	X	

Systems performance chart

Cooper Lighting Solutions provides many lighting system solutions designed to satisfy code requirements and meet the unique needs of any project.



Standalone Spaces WaveLinX LITE

Occupancy	Yes
Daylighting	Yes
Wallstations	Yes
Gateways	-
Devices (MAX)	40 per Area (1120 per space)
Software	WaveLinX LITE Mobile App
Areas	28 per Space
Zones	16 per Area
Scheduling	-
VividTune™	-
Plug-Load Contr	Yes
Low-Voltage Po	-
Integration	-
Dashboards	-
Configuration	Installer