

**DESCRIPTION**

The 101-S Fabrique Surface Luminaires feature eleven standard fabrics.

<b>Catalog #</b>		<b>Type</b>
<b>Project</b>		
<b>Comments</b>		<b>Date</b>
<b>Prepared by</b>		

**SPECIFICATION FEATURES**

**Material /Mounting**

Cold-rolled steel and aluminum wirebody, painted white. Cold-rolled steel frame and mounting plate. Matte white acrylic bottom diffuser with two finials, standard.

**Fabric Shades**

Solid cold-rolled steel construction. Fabric on heavy translucent white styrene. Shantung White (SWH), delicate linear weave with random "slubs"; Shantung Eggshell (SEG), delicate linear weave with random "slubs"; Chintz Chocolate (CCT), small weave without "slubs"; Chintz Onyx (CXH), small weave without "slubs"; Linen Brussels White (LBW), textured open weave, Shantung Beige (SBG), delicate linear weave with random "slubs"; Cinnamon Stick (CNK), cinnamon and olive tight weave, slight sheen with raised decorative bars, Apex (APX), formal tight weave, slight sheen with raised stitched "X" pattern; Criss Cross (CCS), milk chocolate slightly textured tight weave with chocolate and wine colored raised diagonal decorative bars; Glasgow Flax (GFX), off-white, tight weave background with a random, beige horizontal/vertical pattern. Many additional stock fabrics are available as a MOD, contact the factory for details.

**Finish (Finials)**

Standard: Natural Aluminum (NA) [Sustainable Design]. Premium: Matte White (MW), Lacquered Satin Aluminum (SAL), Satin Brass (SB), Polished Brass (PB), Oxidized Brass (OBRS), Satin Chrome (SC), Polished Chrome (PC), Satin Copper (SCP), Polished Copper (PCP), Oxidized Copper (OCP), Satin Nickel (SN), Polished Nickel (PN), Gun Metal (GNM) or Custom Color (CC).

**Fabric**

Standard: Shantung White (SWH) Premium: Shantung Eggshell (SEG), Chintz Chocolate (CCT), Chintz Onyx (CXH), Linen Brussels White (LBW), Shantung Beige (SBG), Glasgow Flax (GFX), Cinnamon Stick (CNK), Apex (APX), Criss Cross (CCS), or Customer Supplied Fabric (CSCC)\*. Many additional stock fabrics are available as a MOD, contact the factory for details.

\*Shaper can accommodate "Customer Supplied Fabric" (CSCC) orders. Please contact your representative for details and minimum quantities. Natural materials and textiles are subject to inconsistency on color/pattern, texture, shape and may vary from dye lots. They may also change in appearance over time.

**Optics**

Refer to www.shaperlighting.com for complete photometrics.

**Ballast**

Integral electronic HPF, 120/277V (347V Canada), thermally protected with end-of-life circuitry to accommodate the specified lamp wattage 120/277V IEM & DM only. Contact factory for 347V DM.

**Lamp/Socket**

38": Two (2) 21W T5 linear fluorescent lamps or three (3) 60W T-10 frosted lamps.  
48": Two (2) 28W T5 linear fluorescent lamps or four (4) 60W T-10 frosted lamps.  
Note: When the Advance DM option is specified, the fixtures must be supplied with 39W [3'] and 54W [4'] T5HO linear fluorescent lamps.

**Installation**

Supplied with a universal circle strap for standard 4" J-box or plaster ring. Shaper luminaires are designed for interior installations only. CFL and T5 meet UL requirements for closet applications. Cleaning recommendation: Use a soft clothes brush or a vacuum brush to dust the outside of the lamp shade and a clean soft white flannel cloth for the inside of the lamp shade.

**Options**


FL Dimming Ballast - Advance Mark 7 (DMA7), Mark 10 (DMA10) or Lutron (DML) - contact factory for alternate ballast options (refer to Lamp/Socket above for lamp details). Integral Emergency Battery (IEM). Contact factory for NFP701 Fire Resistant or Stain Guard fabric coatings.

**Labels**

U.L. and C.U.L approved for indoor location.

**Modifications**

Shaper's skilled craftspeople with their depth of experience offer the designer the flexibility to modify standard pendant luminaires for project specific solutions. Contact the factory regarding scale options, unique finishes, mounting, additional materials/colors, or decorative detailing.



**101-S SERIES**

Surface Luminaire  
Fabrique  
Rectilinear Surface



**Fabrique**

Shaper now offers a wide variety of architectural fabric luminaires. All of the shades have been designed to have minimal or no visible hardware or structural trim, and are available with the latest in lamp and ballast technology (T5/CFL with dimming ballasts).

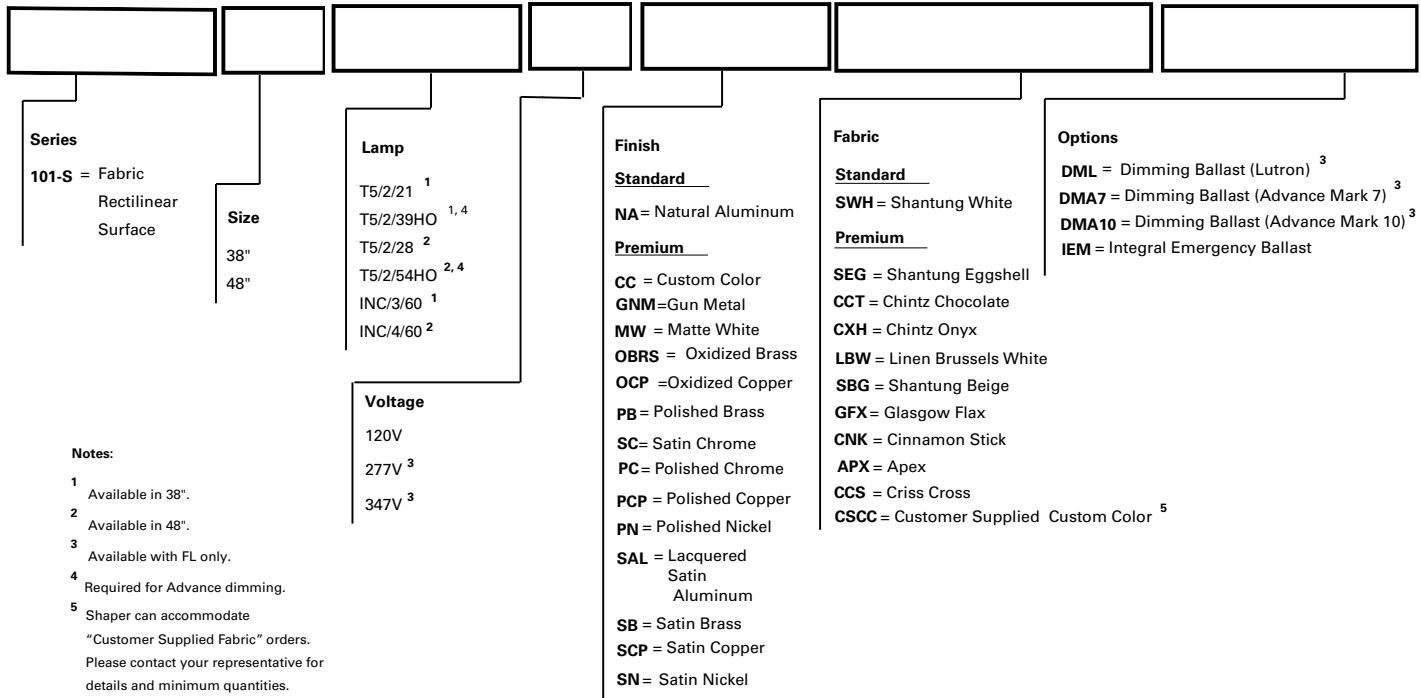
**SUSTAINABLE DESIGN**

Shaper has a long-standing history of offering environmentally-friendly fixtures. The copper and bronze alloys used in our exterior luminaires feature up to 98% recycled content, contribute less undesirable air emissions compared to painted aluminum and are easy to recycle.

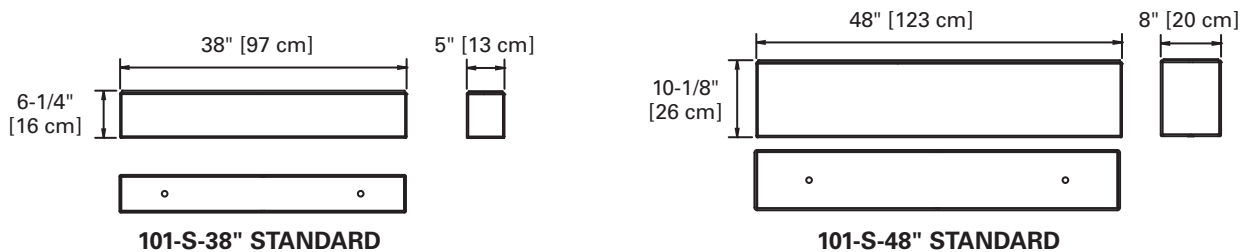
Refer to the Icon Legend  
Link on shaperlighting.com.

ORDERING INFORMATION

Sample Number: 101-S-48-T5/2/28-120V-SAL-GFX



DIMENSIONS



COMPANION PRODUCTS

